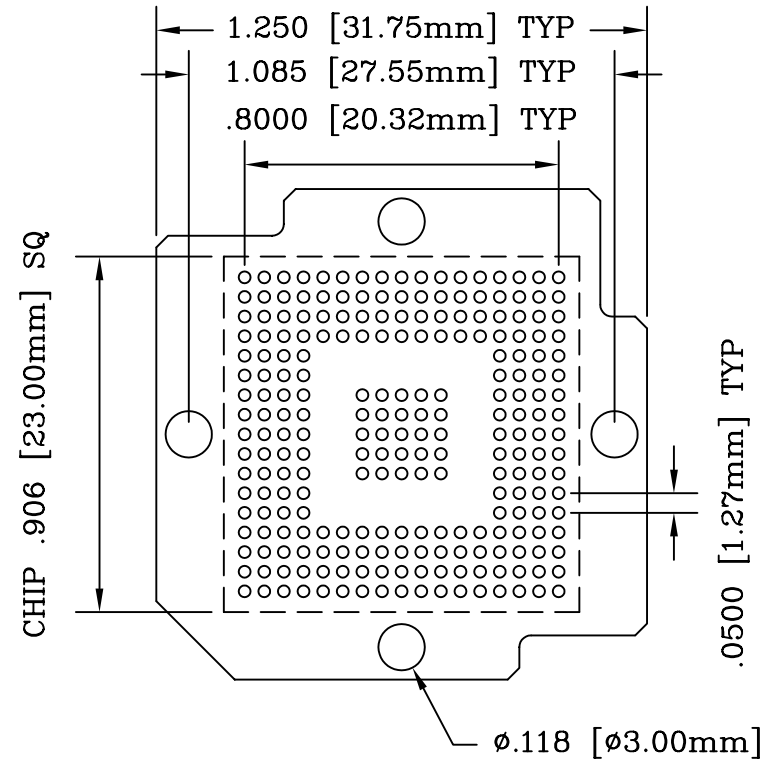
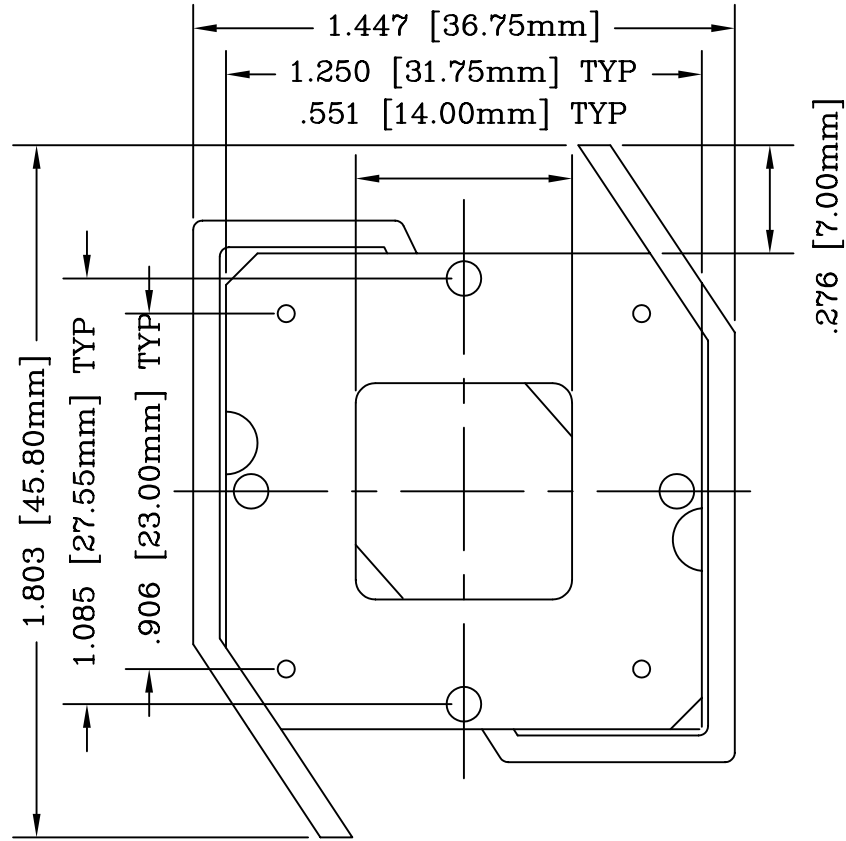


REV	DESCRIPTION	DATE	BY
A	NEW DRAWING	06/24/04	H.N.

SKT971



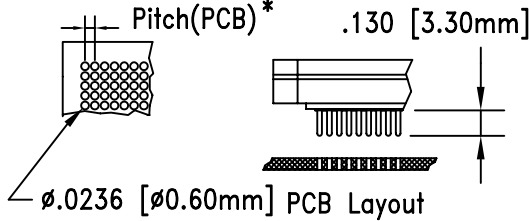
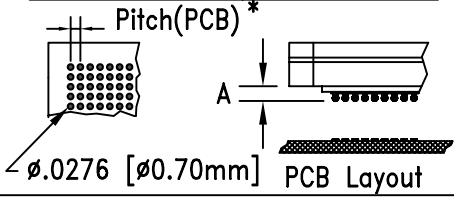
ZIP LEVER-LOCK

SOCKET

RECOMMENDED PAD LAYOUT

SOLDERTAIL STYLE	
REGULAR SMT STYLE	RAISED SMT STYLE
XX = (-SM)	XX = (-RC)
YY = (-30)	YY = (-29)

SOLDERTAIL = THRU HOLE STYLE
XX = (-ET)
YY = (-70)



30= standard SMD ("A" = .047 [1.20mm])
 29= raised SMD ("A" = .197 [5.00mm])

PIN DIAMETER FOR:
 -70(ET) = .0177 [0.45mm]

BALL DIAMETER FOR:
 -29(RC) = .026 [0.66mm]
 -30(SM) = .026 [0.66mm]

* All Dimensions Are Nominal For A .050 [1.27mm] Pitch BGA Package

PACKAGE SPECIFICATIONS

PIN COUNT	= 233
LEAD PITCH	= 1.27mm
GRID SIZE	= 17X17
PACKAGE SIZE	= 23.00mm SQ

ALL DIMENSIONS ARE IN INCHES UNLESS OTHERWISE SPECIFIED



Emulation Technology, Inc.

— VLSI and SMT ADAPTERS and ACCESSORIES —

2344 Walsh Avenue, Bldg.F Santa Clara, Ca 95051
 TEL:(408)982-0660 FAX:(408)982-0664

SHEET: 1 OF 1	DATE: 06/24/04	REVISION: A	ASSEMBLY DRAWING
---------------	----------------	-------------	-------------------------

CHECKED: Perry Munroe	DRAWN: Huy Nguyen	ITEM: S-BGZ-17-233-XX
-----------------------	-------------------	-----------------------

Scale 2:1	DO NOT SCALE DRAWING	DESCRIPTION: BPZ-233-2BG017-YY
-----------	----------------------	--------------------------------