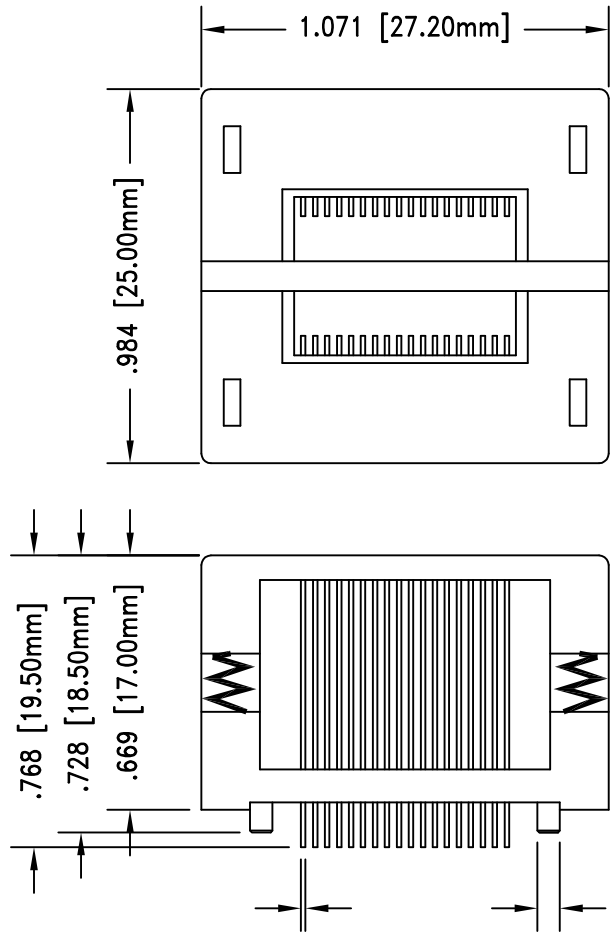


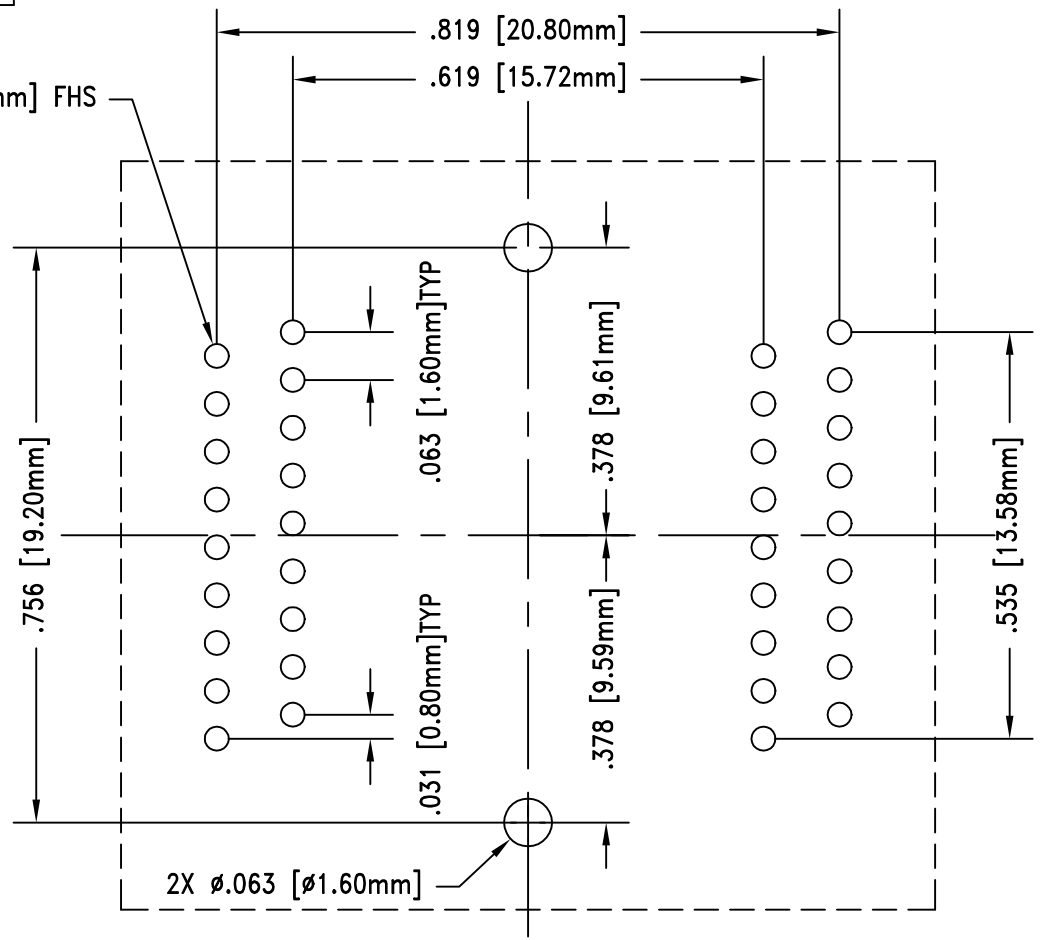
| REV | DESCRIPTION | DATE | BY |
|-----|------------------------------|----------|------|
| A | NEW DRAWING | 2/21/01 | A.F. |
| B | UPDATED CONTACT TAILS | 11/09/01 | H.N. |
| C | UPDATED DWG & ADDED PGK CODE | 04/08/02 | H.N. |

SCALE 2:1

| |
|----------|
| SKT960 |
| DOD 4960 |



ø.031 [ø0.80mm] FHS




RECOMMENDED PCB LAYOUT
AS SEEN FROM TOP OF SOCKET

CONTACT TAILS .059 [1.50mm]TYP
.012 [0.30mm]X
.024 [0.60mm]

| PACKAGE SPECIFICATIONS | |
|------------------------|-----------|
| PIN COUNT | = 36 |
| LEAD PITCH | = 0.80mm |
| PACKAGE WIDTH | = 7.62mm |
| ET PACKAGE CODE | = 36-SS16 |

ALL DIMENSIONS ARE IN INCHES UNLESS OTHERWISE SPECIFIED



Emulation Technology, Inc.
— VLSI and SMT ADAPTERS and ACCESSORIES —

2344 Walsh Avenue, Bldg.F Santa Clara, Ca 95051
TEL:(408)982-0660 FAX:(408)982-0664

| | | | |
|--------------------------|----------------------|--------------------------------|-------------------------|
| SHEET: 1 OF 1 | DATE: 04/08/02 | REVISION: C | ASSEMBLY DRAWING |
| CHECKED: Perry Munroe | DRAWN: Huy Nguyen | ITEM: S-SSO-00-036-A | |
| Scale 1:1 | DO NOT SCALE DRAWING | DESCRIPTION: S-SSO-00-036-A | |