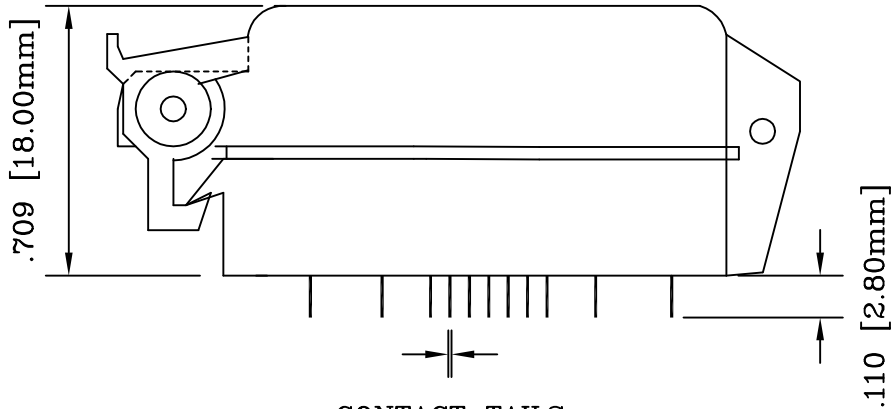
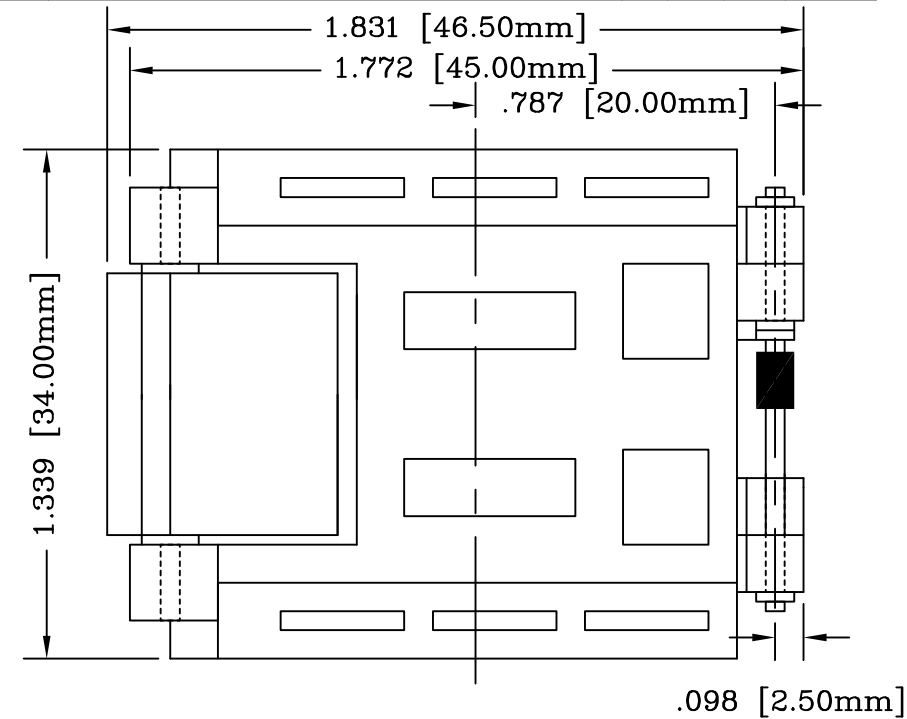


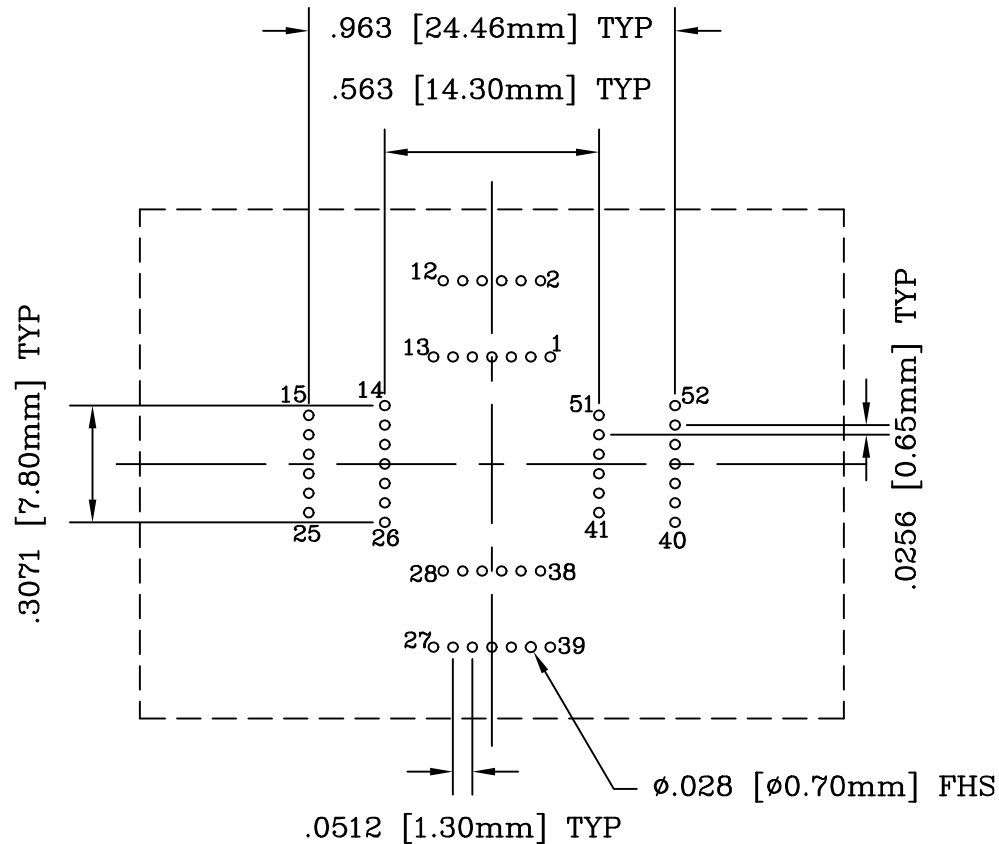
REV	DESCRIPTION	DATE	BY
A	NEW DRAWING	2/27/01	A.F.
B	UPDATED DWG & DIMENSIONS	06/20/02	H.N.

SKT808
DOD 4808



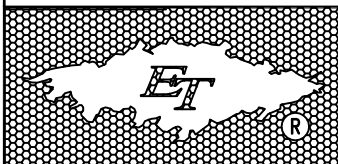
CONTACT TAILS
.0197 [0.50mm] X
.0118 [0.30mm]

PACKAGE SPECIFICATIONS	
PIN COUNT	≡ 52
LEAD PITCH	≡ 0.65m
PACKAGE SIZE	≡ 10.00mm SQUARE
TIP TO TIP	≡ 13.20mm SQUARE
ET PACKAGE CODE	≡ 52-QF39B



RECOMMENDED PCB LAYOUT AS SEEN FROM TOP OF SOCKET

ALL DIMENSIONS ARE IN INCHES UNLESS OTHERWISE SPECIFIED



Emulation Technology, Inc.

— VLSI and SMT ADAPTERS and ACCESSORIES —

2344 Walsh Avenue, Bldg.F Santa Clara, Ca 95051
TEL:(408)982-0660 FAX:(408)982-0664

SHEET: 1 OF 1	DATE: 06/20/02	REVISION: B	ASSEMBLY DRAWING
CHECKED: Perry Munroe	DRAWN: Huy Nguyen	ITEM: S-QFP-00-052-A1	
Scale 1:2	DO NOT SCALE DRAWING	DESCRIPTION: S-QFP-00-052-A1	