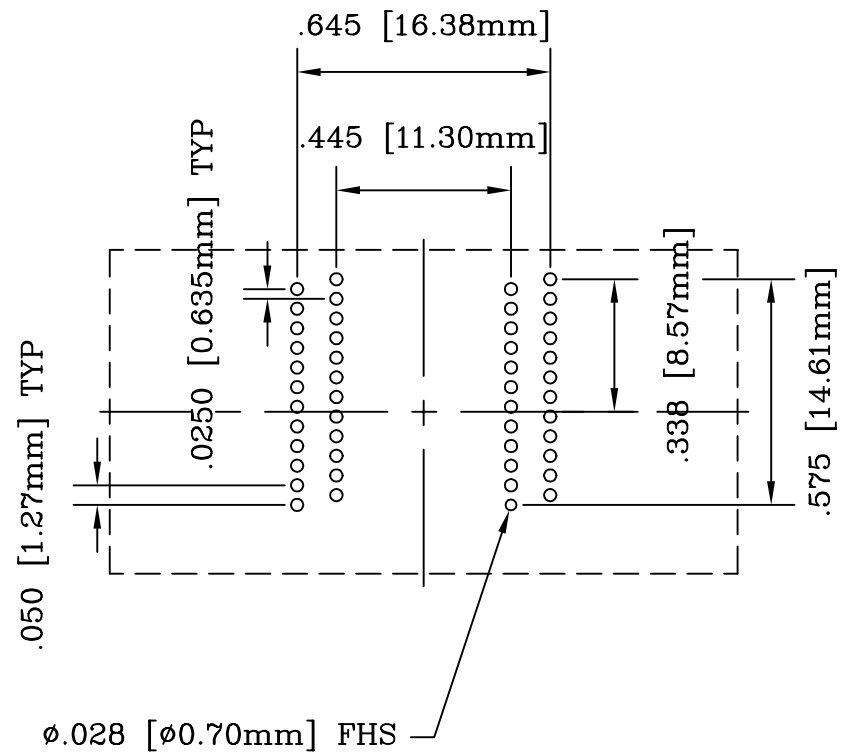
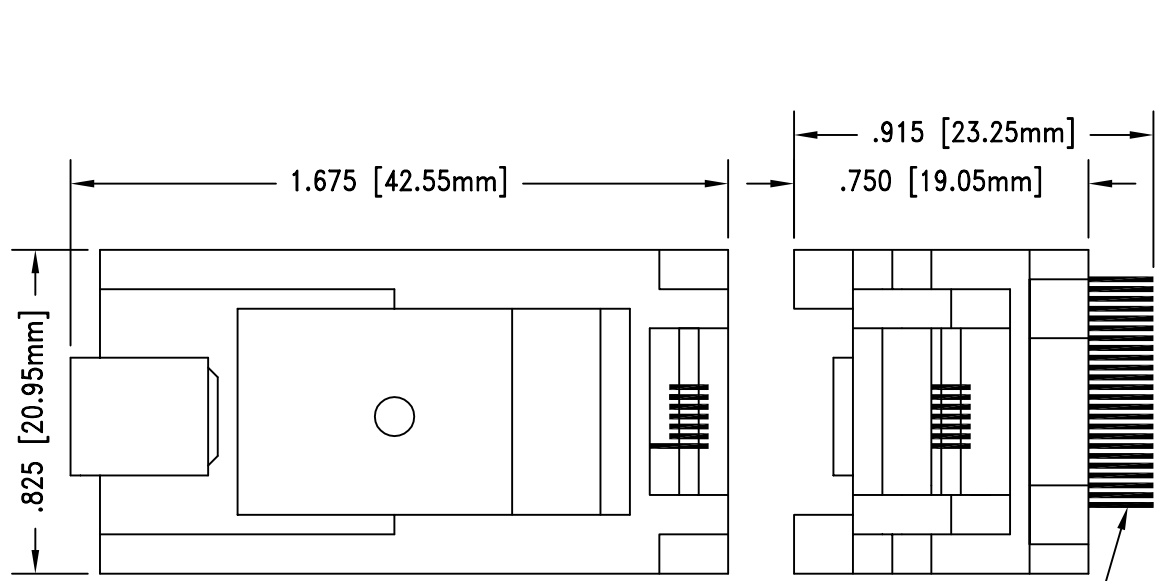
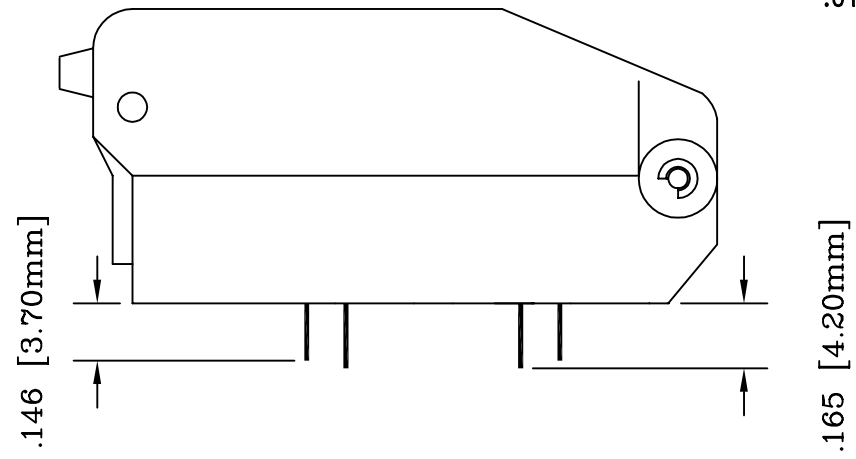


REV	DESCRIPTION	DATE	BY
A	NEW DRAWING	3/8/01	A.F.
B	UPDATED DRAWING FOOTPRINT	02/04/02	H.N.

SKT589
DOD 4589




CONTACT TAILS
.0157 [0.40mm] X
.0118 [0.30mm]



RECOMMENDED PCB LAYOUT AS SEEN FROM TOP OF SOCKET

ALL DIMENSIONS ARE IN INCHES UNLESS OTHERWISE SPECIFIED



Emulation Technology, Inc.
— VLSI and SMT ADAPTERS and ACCESSORIES —
2344 Walsh Avenue, Bldg.F
Santa Clara, Ca 95051
TEL:(408)982-0660
FAX:(408)982-0664

PACKAGE SPECIFICATIONS	
PIN COUNT	= 48
LEAD PITCH	= 0.635mm
PACKAGE WIDTH	= 7.62mm

SHEET: 1 OF 1	DATE: 02/04/02	REVISION: B	ASSEMBLY DRAWING
CHECKED: Perry Munroe	DRAWN: Huy Nguyen	ITEM: S-SSO-00-048-B	DESCRIPTION: S-SSO-00-048-B
Scale 2:1	DO NOT SCALE DRAWING		