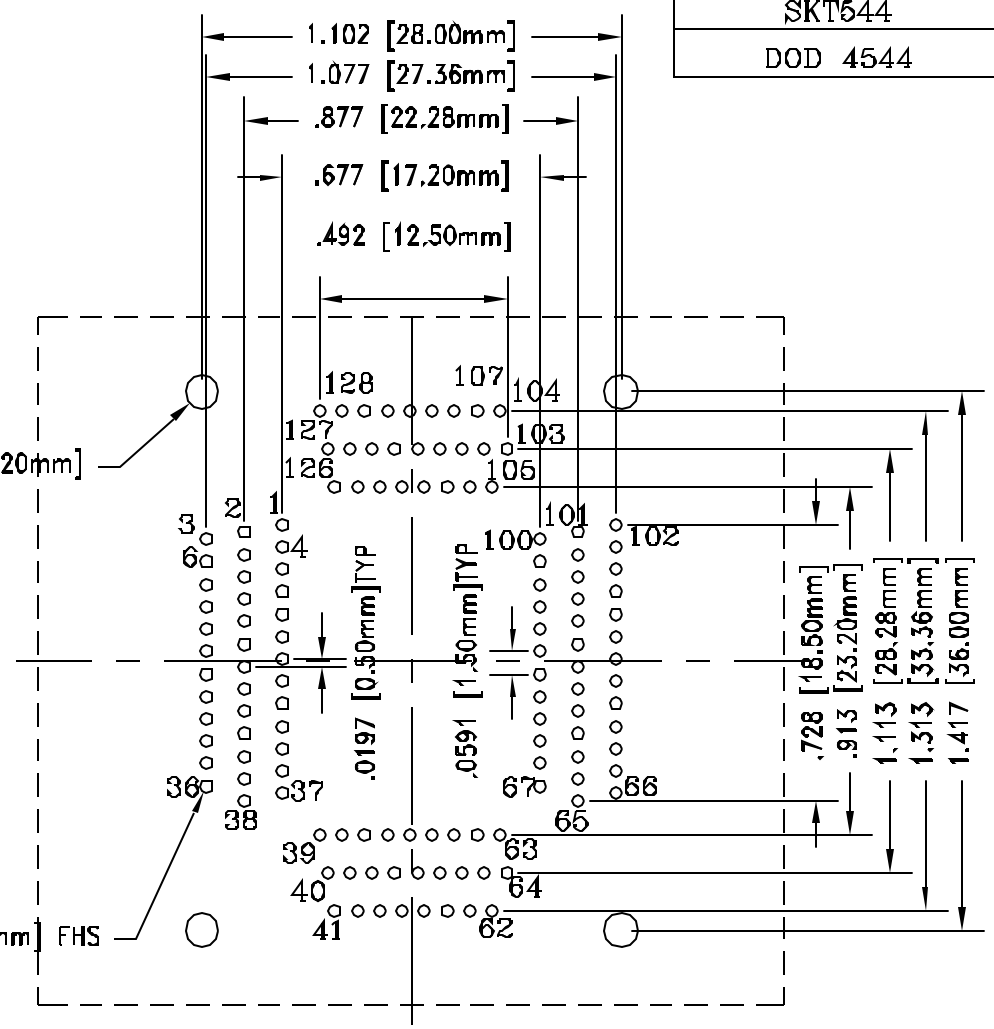
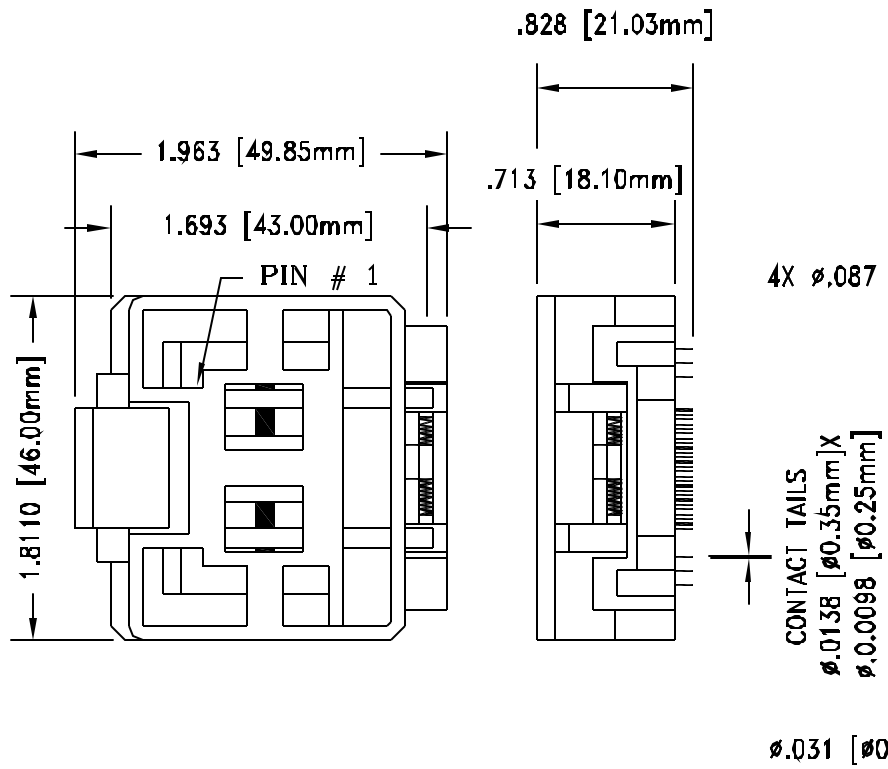


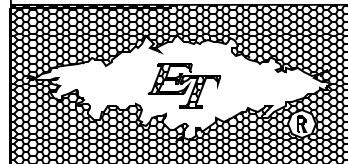
REV	DESCRIPTION	DATE	BY
A	NEW DRAWING	6/8/00	M.D.
B	ADDED FOOTPRINT	4/22/01	A.F.
C	UPDATED FOOTPRINT	06/15/01	H.N.
D	UPDATED LEAD PITCH	02/07/02	H.N.
E	ADDED SOCKET OUTLINE	05/31/02	H.N.

SKT544  
DOD 4544



RECOMMENDED PCB LAYOUT  
AS SEEN FROM TOP OF SOCKET

ALL DIMENSIONS ARE IN INCHES UNLESS OTHERWISE SPECIFIED



**Emulation Technology, Inc.**

— VLSI and SMT ADAPTERS and ACCESSORIES —

2344 Walsh Avenue, Bldg.F Santa Clara, Ca 95051  
 TEL:(408)982-0660 FAX:(408)982-0664

PACKAGE SPECIFICATIONS	
PIN COUNT	= 128
LEAD PITCH	= 0.50mm
PACKAGE SIZE	= 20.00mm X 14.00mm
TIP TO TIP	= 22.00mm X 16.00mm

SHEET: 1 OF 1	DATE: 05/31/02	REVISION: E	<b>ASSEMBLY DRAWING</b>
CHECKED: Perry Munroe	DRAWN: Huy Nguyen	ITEM: S-QFP-00-128-C	
Scale 1:1	DO NOT SCALE DRAWING		DESCRIPTION: S-QFP-00-128-C