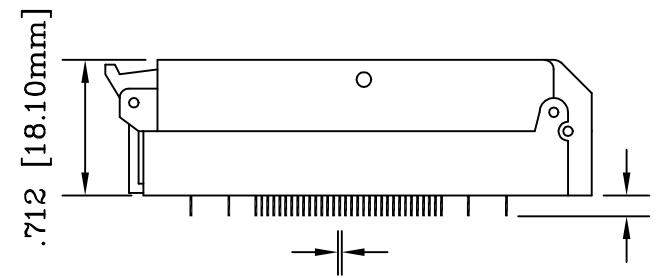
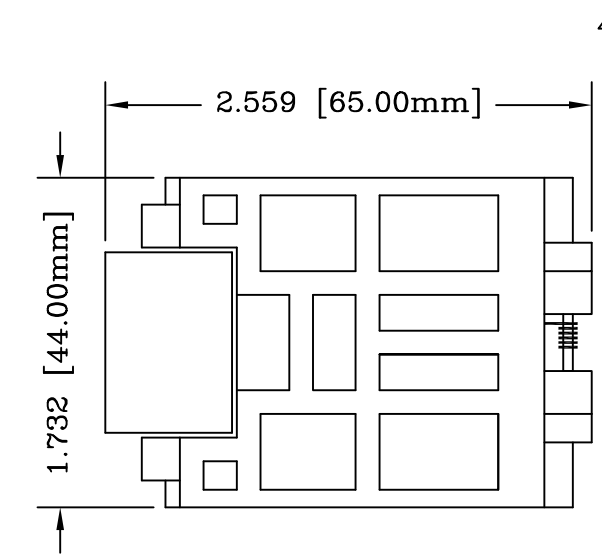


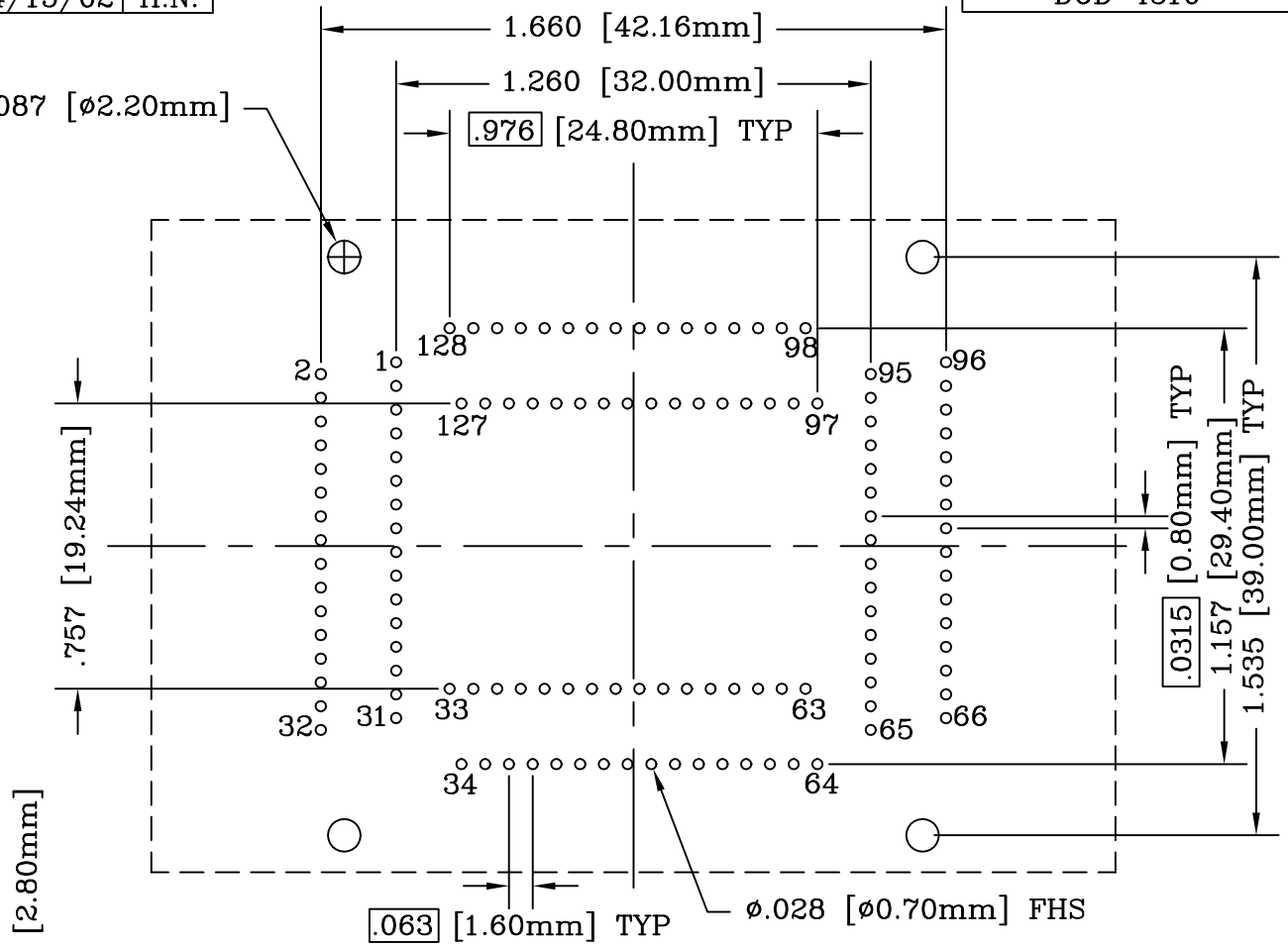
REV	DESCRIPTION	DATE	BY
A	NEW DRAWING	06/08/00	M.D.
B	UPDATED DWG & ADDED FHS	04/15/02	H.N.

SKT510
DOD 4510

SCALE 1:2




CONTACT TAILS
.0197 [0.50mm]X
.0118 [0.30mm]



RECOMMENDED PCB LAYOUT
AS SEEN FROM TOP OF SOCKET

PACKAGE SPECIFICATIONS	
PIN COUNT	= 128
LEAD PITCH	= 0.80mm
PACKAGE SIZE	= 28.00mm
TIP TO TIP	= 31.20mm
ET-PACKAGE CODE= 128-QF13B/E	

ALL DIMENSIONS ARE IN INCHES UNLESS OTHERWISE SPECIFIED



Emulation Technology, Inc.
— VLSI and SMT ADAPTERS and ACCESSORIES —

2344 Walsh Avenue, Bldg.F Santa Clara, Ca 95051
TEL:(408)982-0660 FAX:(408)982-0664

SHEET: 1 OF 1	DATE: 04/15/02	REVISION: B	ASSEMBLY DRAWING
CHECKED: Perry Munroe	DRAWN: Huy Nguyen	ITEM: S-QFP-00-128-A1	
Scale 1:1	DO NOT SCALE DRAWING	DESCRIPTION: S-QFP-00-128-A1	