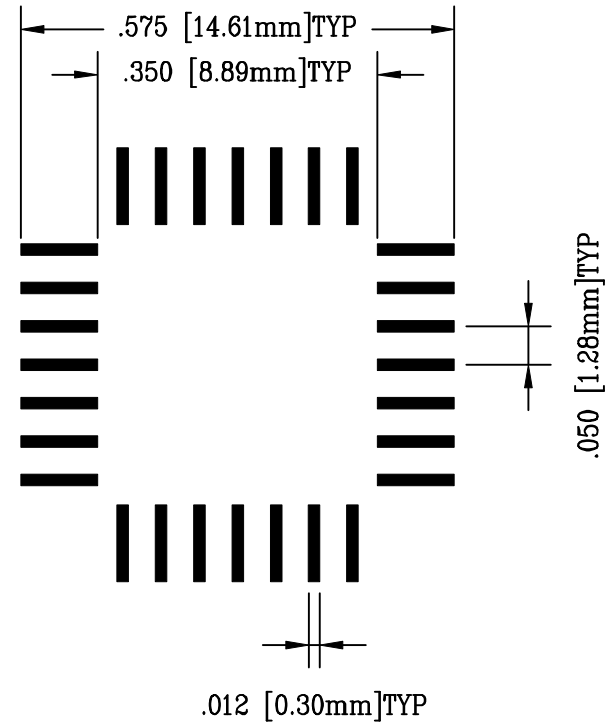
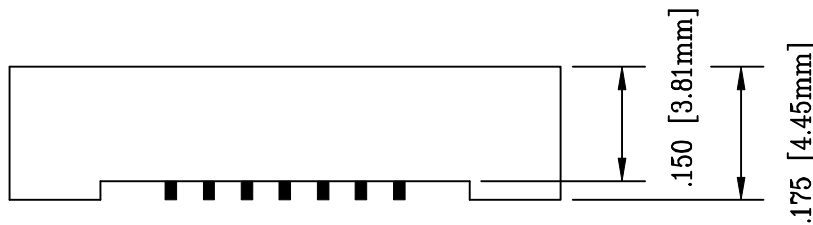
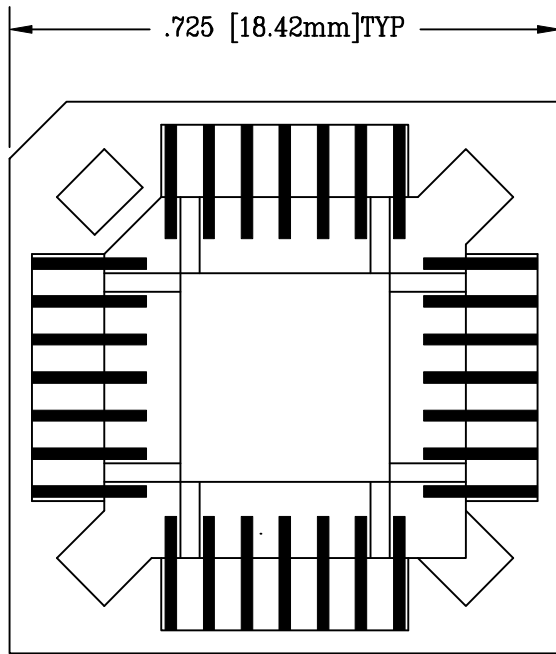


SKT444

DOD 4444



RECOMMENDED SMT LAYOUT

SCALE 4:1

PACKAGE SPECIFICATIONS	
PIN COUNT	= 28
LEAD PITCH	= 1.27mm
GRID SIZE	= NA
CHIP SIZE	= NA

ALL DIMENSIONS ARE IN INCHES UNLESS OTHERWISE SPECIFIED



Emulation Technology, Inc.

— VLSI and SMT ADAPTERS and ACCESSORIES —

2344 Walsh Avenue, Bldg. F
Santa Clara, Ca 95051

TEL:(408)982-0660
FAX:(408)982-0664

SHEET:
1 OF 1

DATE:
1/2/01

REVISION:

ASSEMBLY DRAWING

CHECKED:
Perry Munroe

DRAWN:
Aaron Fine

ITEM: S-SMT-07-028-A

DO NOT SCALE DRAWING

DESCRIPTION:
S-SMT-07-028-A