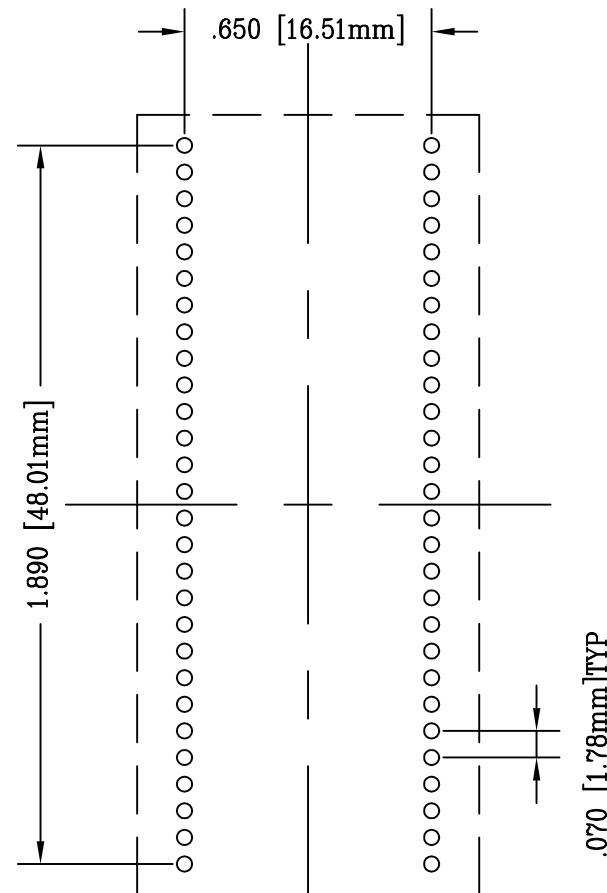
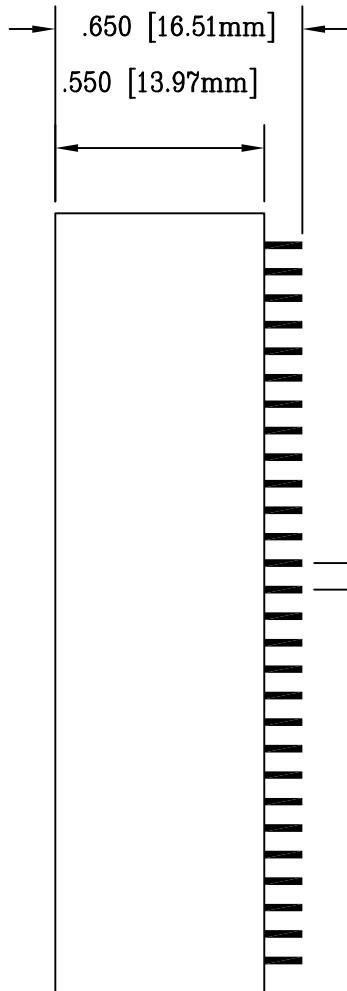
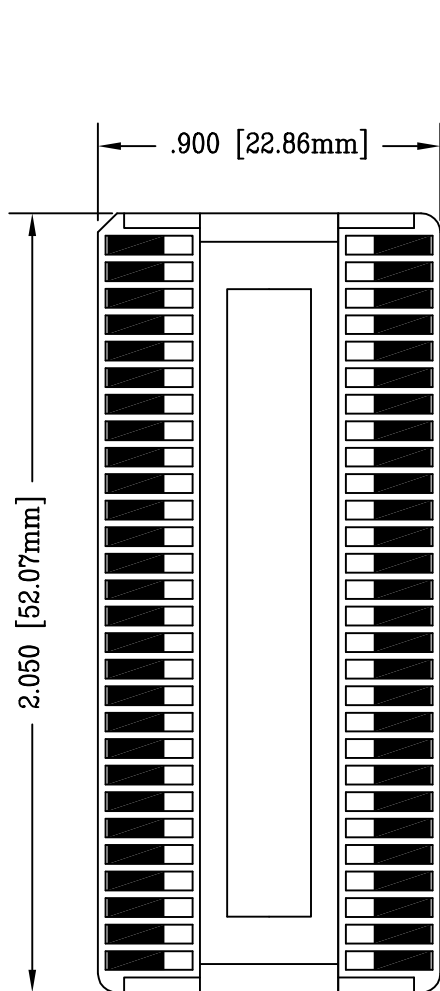


SKT438

DOD 4438



RECOMMENDED PCB LAYOUT  
AS SEEN FROM TOP OF SOCKET

SCALE 2:1

PACKAGE SPECIFICATIONS	
PIN COUNT	= 56
LEAD PITCH	= 1.77mm
GRID SIZE	= 28x2
CHIP SIZE	= 16.51mm X 47.79mm

ALL DIMENSIONS ARE IN INCHES UNLESS OTHERWISE SPECIFIED



**Emulation Technology, Inc.**

— VLSI and SMT ADAPTERS and ACCESSORIES —

2344 Walsh Avenue, Bldg. F  
Santa Clara, Ca 95051

TEL:(408)982-0660  
FAX:(408)982-0664

SHEET: 1 OF 1	DATE: 12/29/00	REVISION:	<b>ASSEMBLY DRAWING</b>
CHECKED: Perry Munroe	DRAWN: Aaron Fine	ITEM: S-SDP-00-056-A	
DO NOT SCALE DRAWING			DESCRIPTION: S-SDP-00-056-A