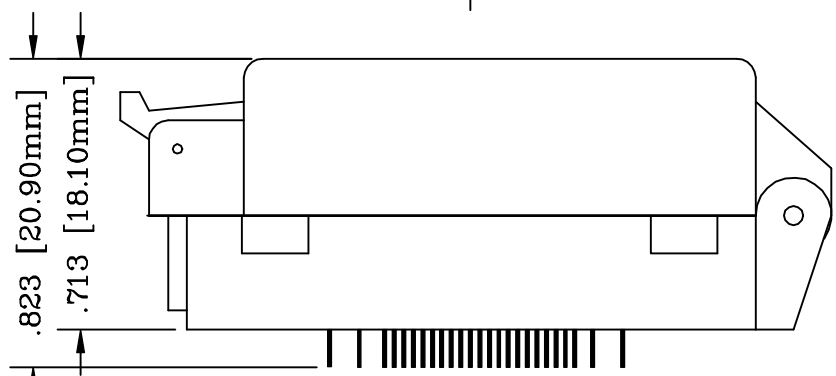
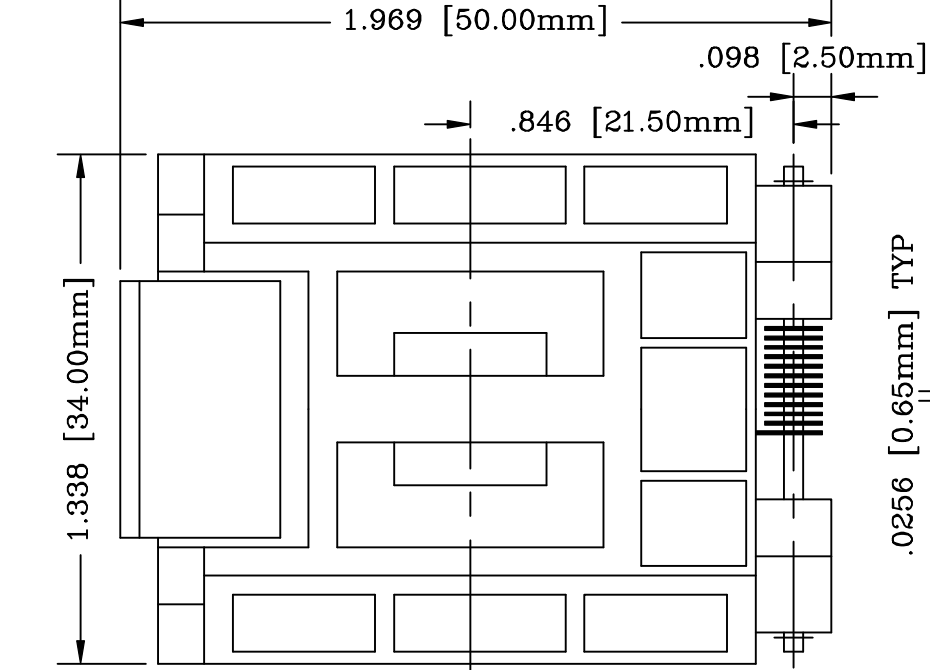


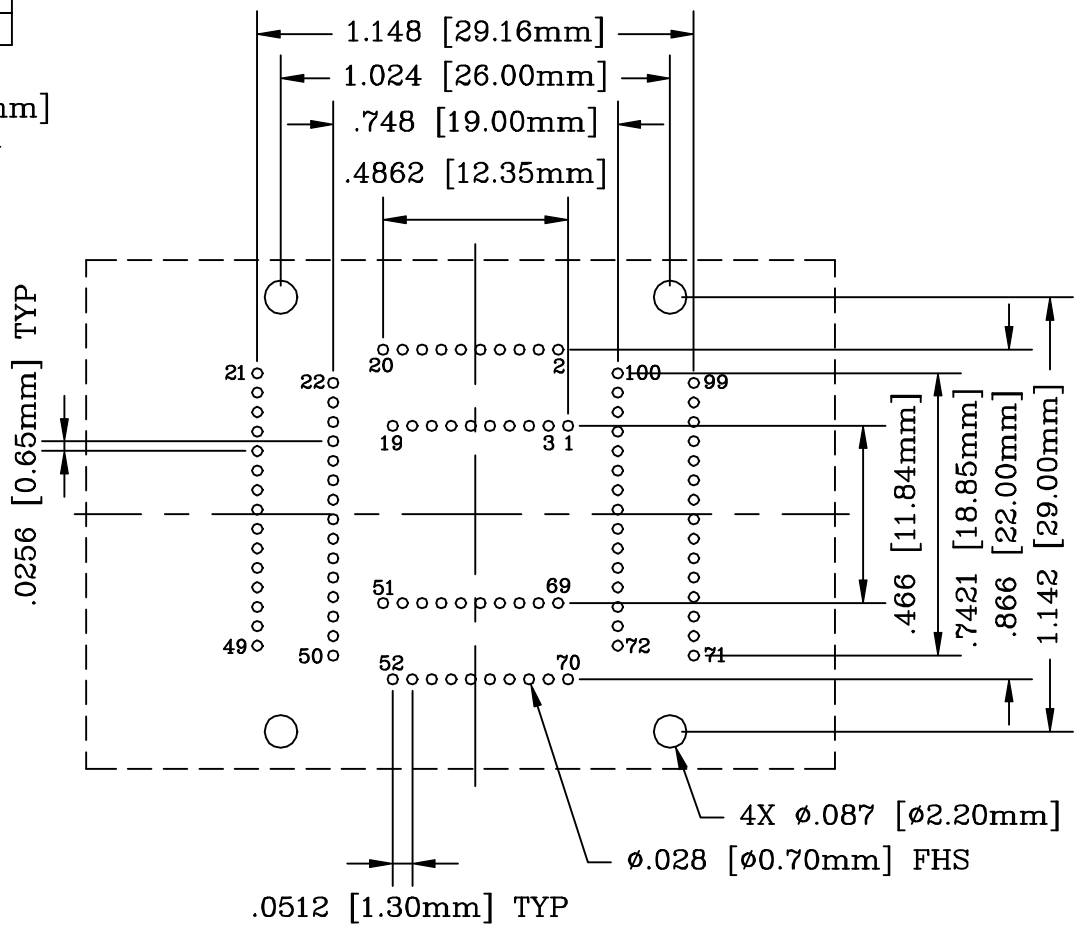
REV	DESCRIPTION	DATE	BY
A	NEW DRAWING	6/8/00	M.D.
B	UPDATED DRAWING & ADDED FHS	03/13/02	H.N.
C	ADDED CONTACT TAILS	05/21/02	H.N.
D	UPDATED DWG & ADD SKT OUTLINE	12/23/02	H.N.

SKT410
DOD 4410




CONTACT TAILS
.0118 [0.30mm] X
.0197 [0.50mm]

PACKAGE SPECIFICATIONS	
PIN COUNT	= 100
LEAD PITCH	= 0.65mm
PACKAGE SIZE	= 14.00 X 20.00mm
TIP TO TIP	= 17.20 X 23.20mm
ET-PACKAGE CODE	= 100-QF06B



RECOMMENDED PCB LAYOUT
AS SEEN FROM TOP OF SOCKET

ALL DIMENSIONS ARE IN INCHES UNLESS OTHERWISE SPECIFIED



Emulation Technology, Inc.
— VLSI and SMT ADAPTERS and ACCESSORIES —

2344 Walsh Avenue, Bldg.F Santa Clara, Ca 95051
TEL:(408)982-0660 FAX:(408)982-0664

SHEET: 1 OF 1	DATE: 12/23/02	REVISION: D
CHECKED: Perry Munroe	DRAWN: Hanh Nguyen	ITEM: S-QFP-00-100-A1
Scale 2:1	DO NOT SCALE DRAWING	DESCRIPTION: S-QFP-00-100-A1

ASSEMBLY DRAWING