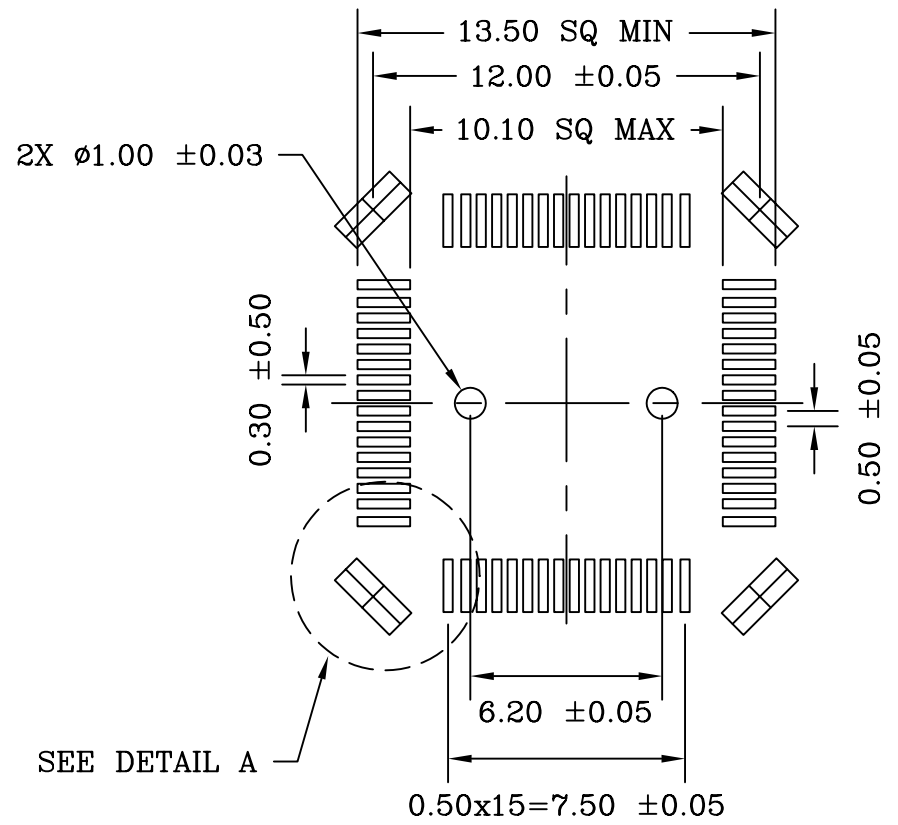
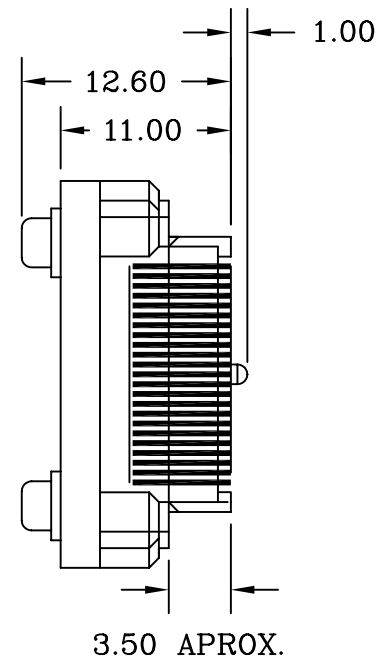
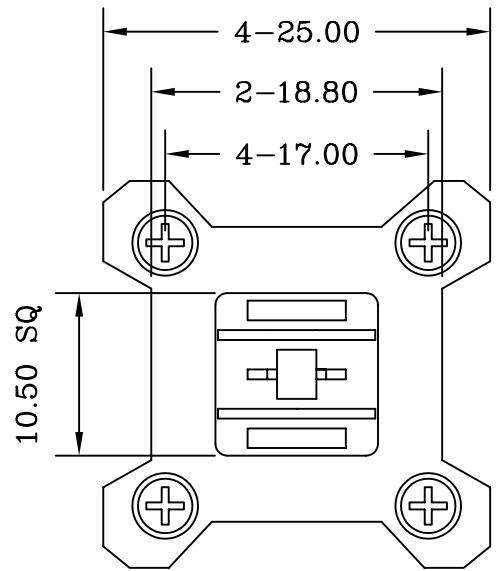


REV	DESCRIPTION	DATE	BY
A	NEW DRAWING	11/13/06	H.N.

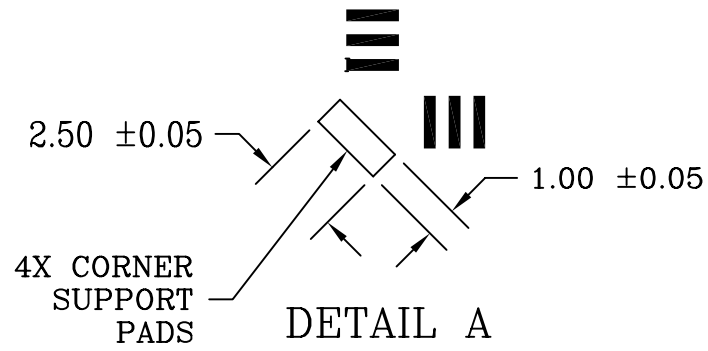
SKT2797




SEE DETAIL A

RECOMMENDED PCB LAYOUT WITH ALIGNMENT PINS

GOLD PLATING ROHS COMPLIANT



ALL DIMENSIONS ARE IN MILLIMETERS UNLESS OTHERWISE SPECIFIED



Emulation Technology, Inc.
— VLSI and SMT ADAPTERS and ACCESSORIES —

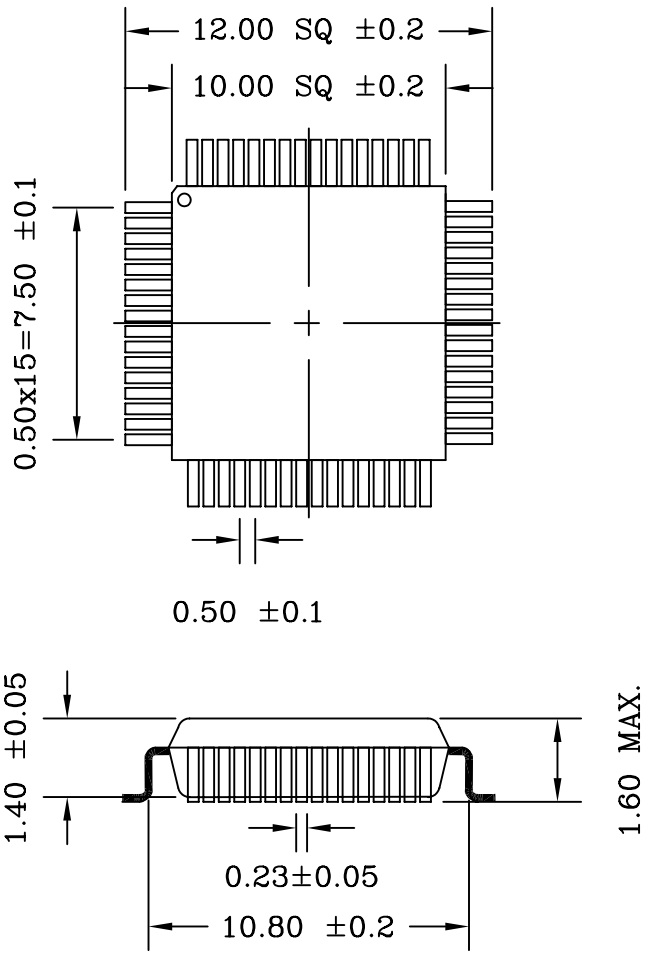
2344 Walsh Avenue, Bldg.F
Santa Clara, Ca 95051
TEL:(408)982-0660
FAX:(408)982-0664

UNLESS OTHERWISE SPECIFIED:
GENERAL TOLERANCES:
±0.3

SHEET: 1 OF 2	DATE: 11/13/06	REVISION: A	ASSEMBLY DRAWING
CHECKED:	DRAWN: H.N.	ITEM: S-QFP-SM-064-D1	
Scale N/A	DO NOT SCALE DRAWING	DESCRIPTION: S-QFP-SM-064-D1	


REV	DESCRIPTION	DATE	BY
A	NEW DRAWING	11/13/06	H.N.

SKT2797



PACKAGE SPECIFICATIONS	
PIN COUNT	≡ 64
LEAD PITCH	≡ 0.50mm
PACKAGE SIZE	≡ 10.00mm
TIP TO TIP	≡ 12.00mm

ALL DIMENSIONS ARE IN MILLIMETERS UNLESS OTHERWISE SPECIFIED



Emulation Technology, Inc.
 — VLSI and SMT ADAPTERS and ACCESSORIES —

2344 Walsh Avenue, Bldg.F
 Santa Clara, Ca 95051

TEL:(408)982-0660
 FAX:(408)982-0664

SHEET: 2 OF 2	DATE: 11/13/06	REVISION: A	ASSEMBLY DRAWING
CHECKED:	DRAWN: H.N.	ITEM: S-QFP-SM-064-D1	
Scale N/A	DO NOT SCALE DRAWING	DESCRIPTION: S-QFP-SM-064-D1	