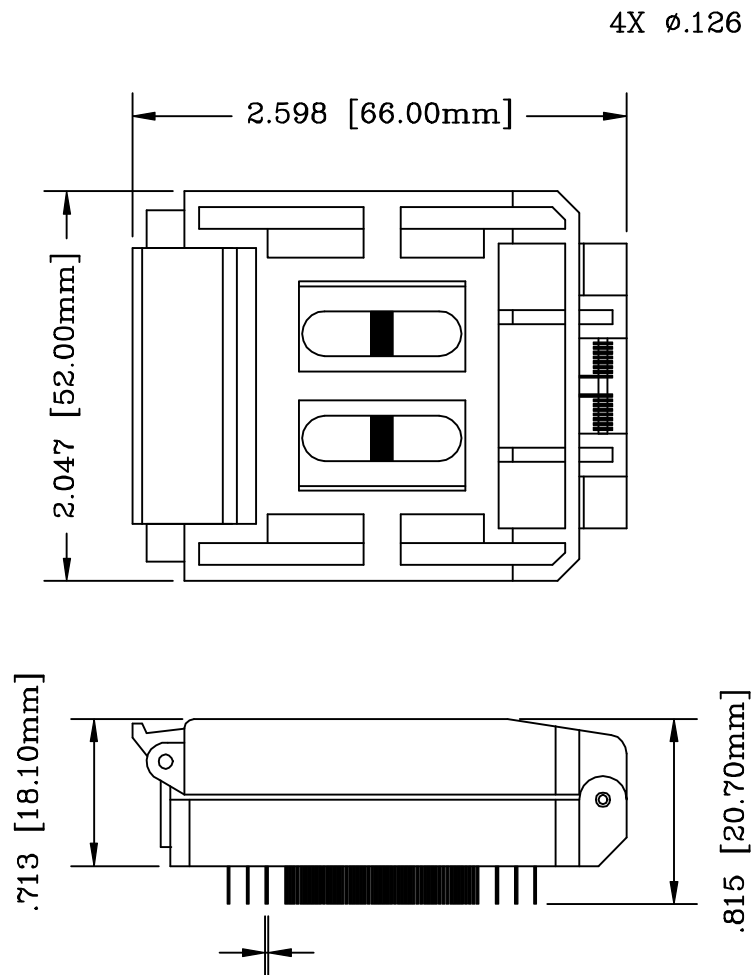


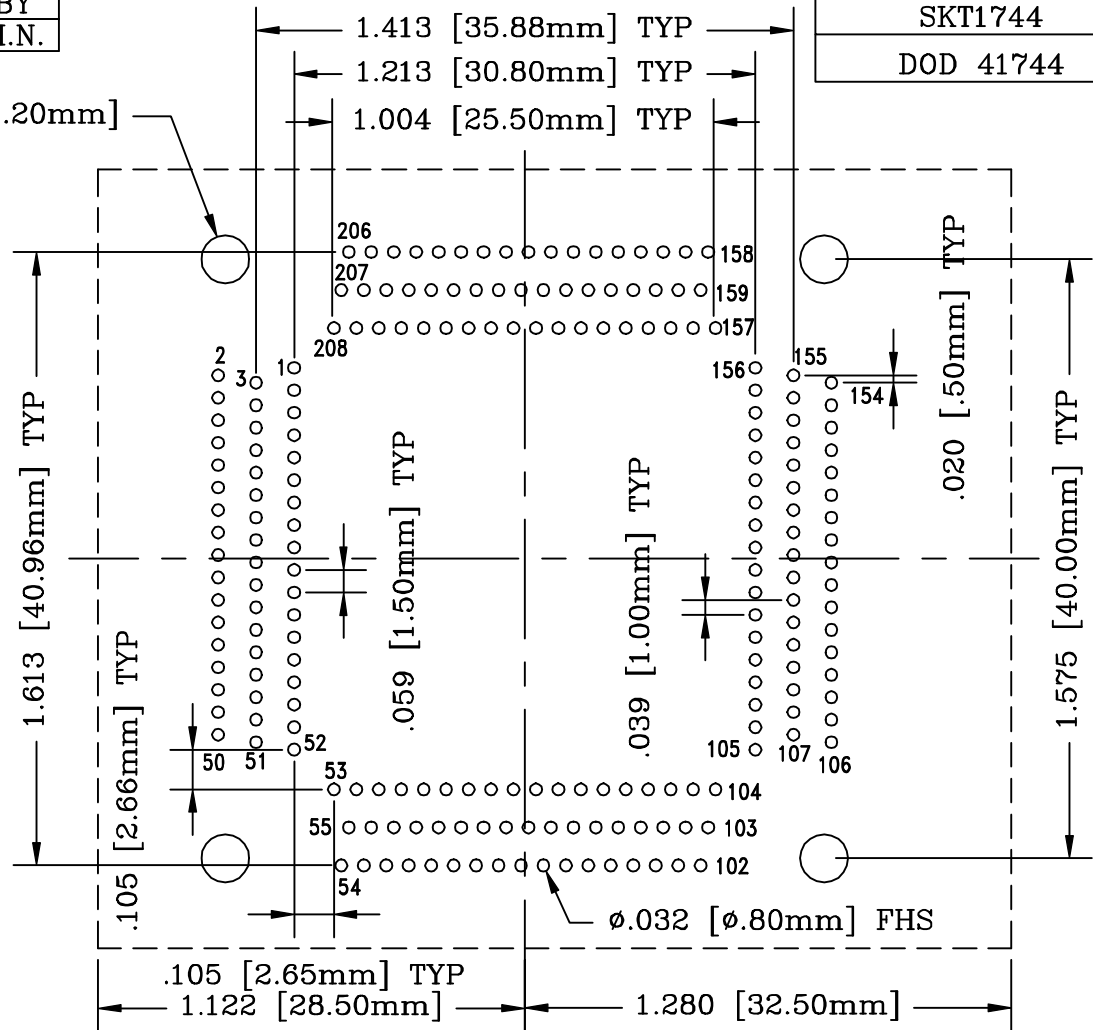
REV	DESCRIPTION	DATE	BY
A	NEW DRAWING	04/16/03	H.N.

SKT1744
DOD 41744




CONTACT TAILS
.0197 [0.50mm] X
.0098 [0.25mm]

PACKAGE SPECIFICATIONS	
PIN COUNT	= 208
LEAD PITCH	= 0.50mm
PACKAGE SIZE	= 28.00mm
TIP TO TIP	= 31.20mm
THICKNESS	= 4.10 mm
ET-PACKAGE CODE	= 208-QF21B



RECOMMENDED PCB LAYOUT
AS SEEN FROM TOP OF SOCKET

ALL DIMENSIONS ARE IN INCHES UNLESS OTHERWISE SPECIFIED



Emulation Technology, Inc.

— VLSI and SMT ADAPTERS and ACCESSORIES —

2344 Walsh Avenue, Bldg.F TEL:(408)982-0660
Santa Clara, Ca 95051 FAX:(408)982-0664

SHEET: 1 OF 1	DATE: 04/16/03	REVISION: A	ASSEMBLY DRAWING
CHECKED: Perry Munroe	DRAWN: Hanh Nguyen	ITEM: S-QFP-00-208-B8	
Scale 1:1	DO NOT SCALE DRAWING	DESCRIPTION: S-QFP-00-208-B8	