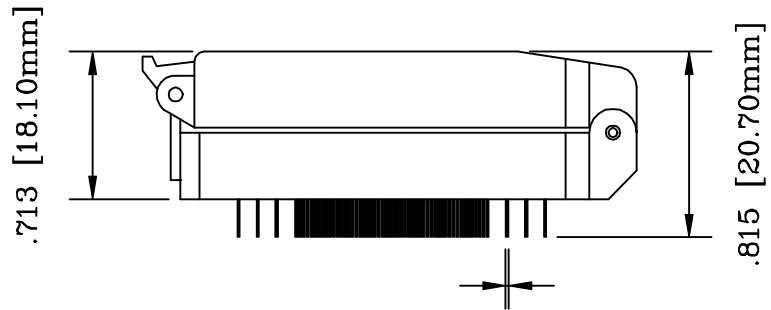
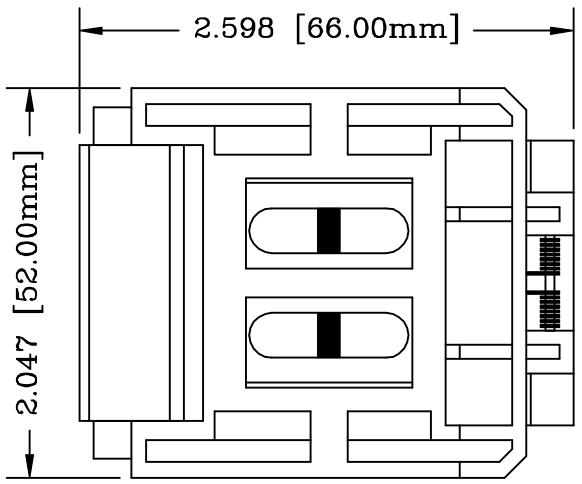
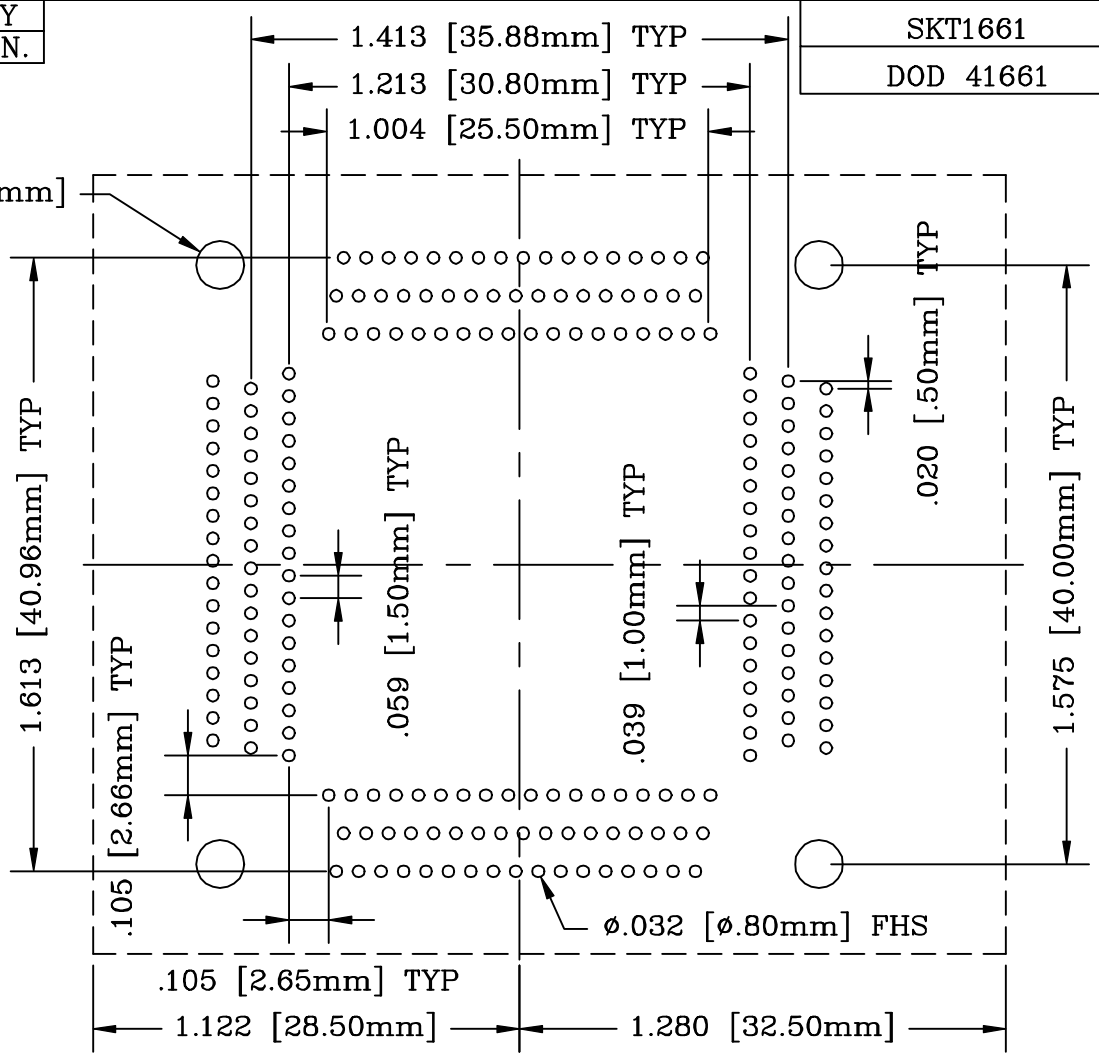


REV	DESCRIPTION	DATE	BY
A	NEW DRAWING	06/02/03	H.N.


SKT1661  
DOD 41661



CONTACT TAILS  
.0197 [0.50mm] X  
.0098 [0.25mm]

RECOMMENDED PCB LAYOUT  
AS SEEN FROM TOP OF SOCKET

ALL DIMENSIONS ARE IN INCHES UNLESS OTHERWISE SPECIFIED



**Emulation Technology, Inc.**  
— VLSI and SMT ADAPTERS and ACCESSORIES —

2344 Walsh Avenue, Bldg.F  
Santa Clara, Ca 95051  
TEL:(408)982-0660  
FAX:(408)982-0664

PACKAGE SPECIFICATIONS	
PIN COUNT	= 208
LEAD PITCH	= 0.50mm
PACKAGE SIZE	= 28.00mm
TIP TO TIP	= 30.60mm

SHEET: 1 OF 1	DATE: 06/02/03	REVISION: A	<b>ASSEMBLY DRAWING</b>
CHECKED: Perry Munroe	DRAWN: Hanh Nguyen	ITEM: S-QFP-00-208-B5	
Scale 1:1	DO NOT SCALE DRAWING	DESCRIPTION: S-QFP-00-208-B5	