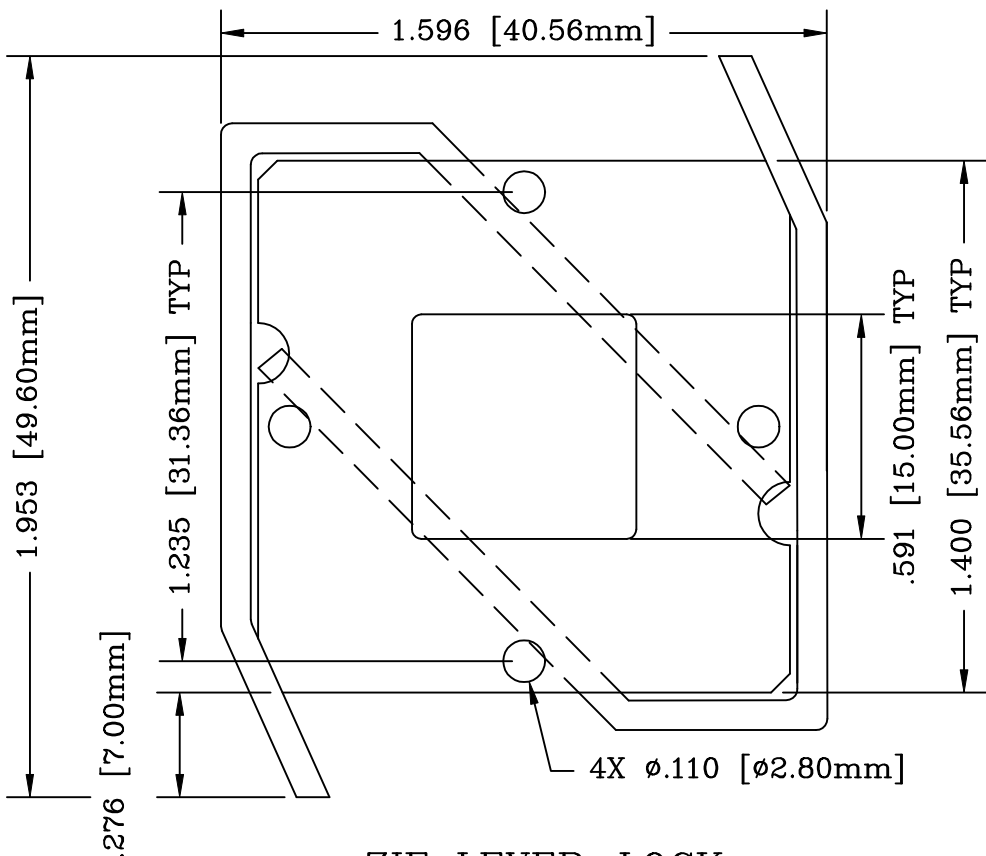


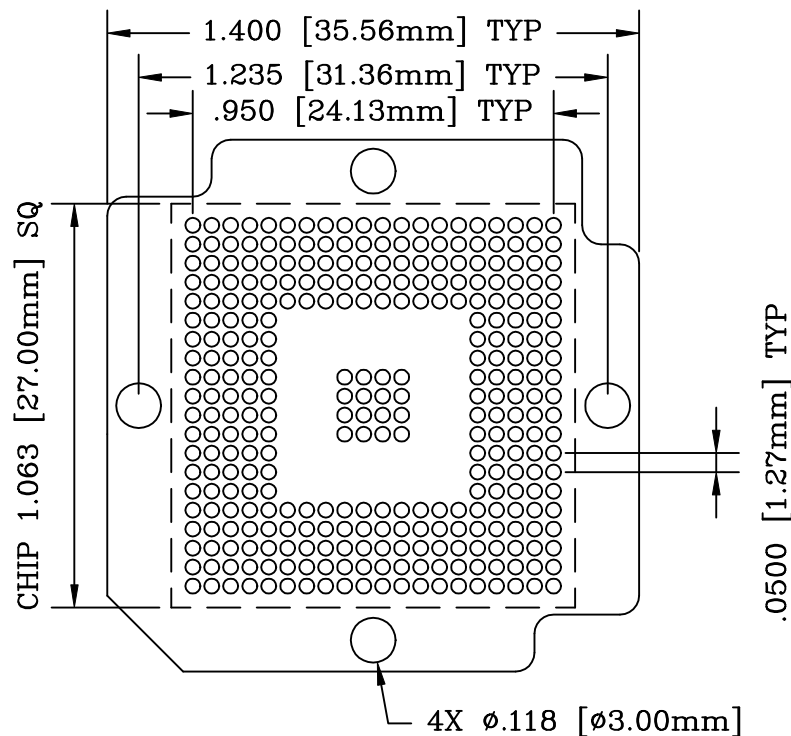
REV	DESCRIPTION	DATE	BY
A	NEW DRAWING	11/14/01	H.N.

SCALE 2:1

SKT1463
DOD 41463



ZIF LEVER-LOCK

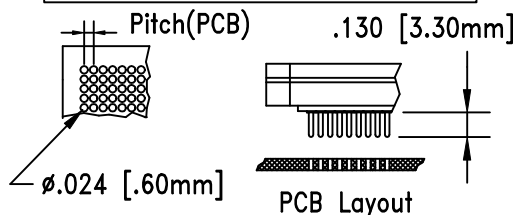
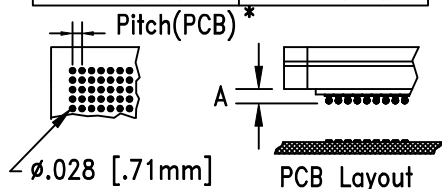


SOCKET

RECOMMENDED PAD LAYOUT

SOLDERTAIL STYLE	
REGULAR SMT STYLE	RAISED SMT STYLE
XX = (-SM)	XX = (-RC)
YY = (-30)	YY = (-29)

SOLDERTAIL = THRU HOLE STYLE
XX = (-ET)
YY = (-70)



30= standard SMD ("A" = .047 [1.20mm])
29= raised SMD ("A" = .197 [5.00mm])

BALL DIAMETER FOR:
-29(RC) = .026 [0.66mm]
-30(SM) = .026 [0.66mm]

PIN DIAMETER FOR:
-70(ET) = .018 [0.45mm]

* The pitch dimension depends on your Ball Grid Array Package

PACKAGE SPECIFICATIONS

PIN COUNT	= 316
LEAD PITCH	= 1.27mm
GRID SIZE	= 20X20
PACKAGE SIZE	= 27.00mm SQ

ALL DIMENSIONS ARE IN INCHES UNLESS OTHERWISE SPECIFIED



Emulation Technology, Inc.

— VLSI and SMT ADAPTERS and ACCESSORIES —

2344 Walsh Avenue, Bldg. F
Santa Clara, Ca 95051

TEL:(408)982-0660
FAX:(408)982-0664

SHEET: 1 OF 1	DATE: 11/14/01	REVISION: A	ASSEMBLY DRAWING
CHECKED: Perry Munroe	DRAWN: Huy Nguyen	ITEM: S-BGZ-20-316-XX	DESCRIPTION: BPZ-316-2BG020-YY
DO NOT SCALE DRAWING			