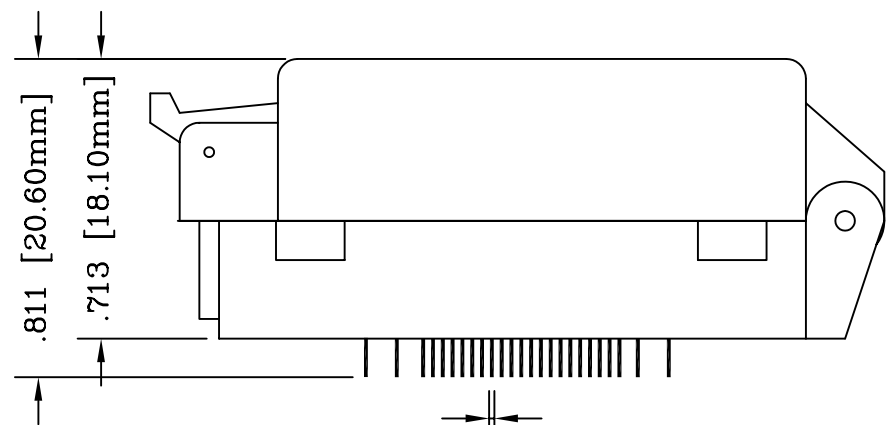
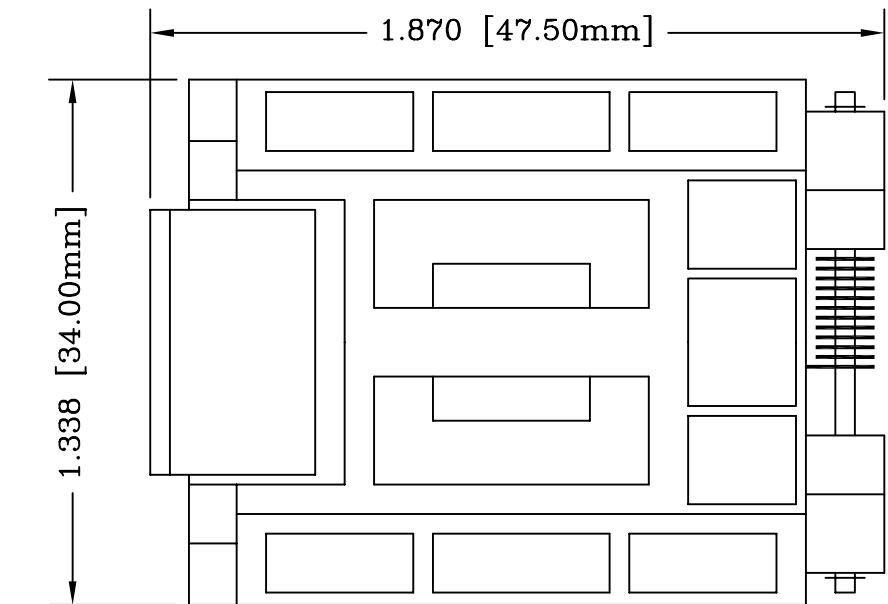


REV	DESCRIPTION	DATE	BY
A	NEW DRAWING	10/22/01	H.N.
B	ADDED PIN NUMBER	10/06/06	H.N.

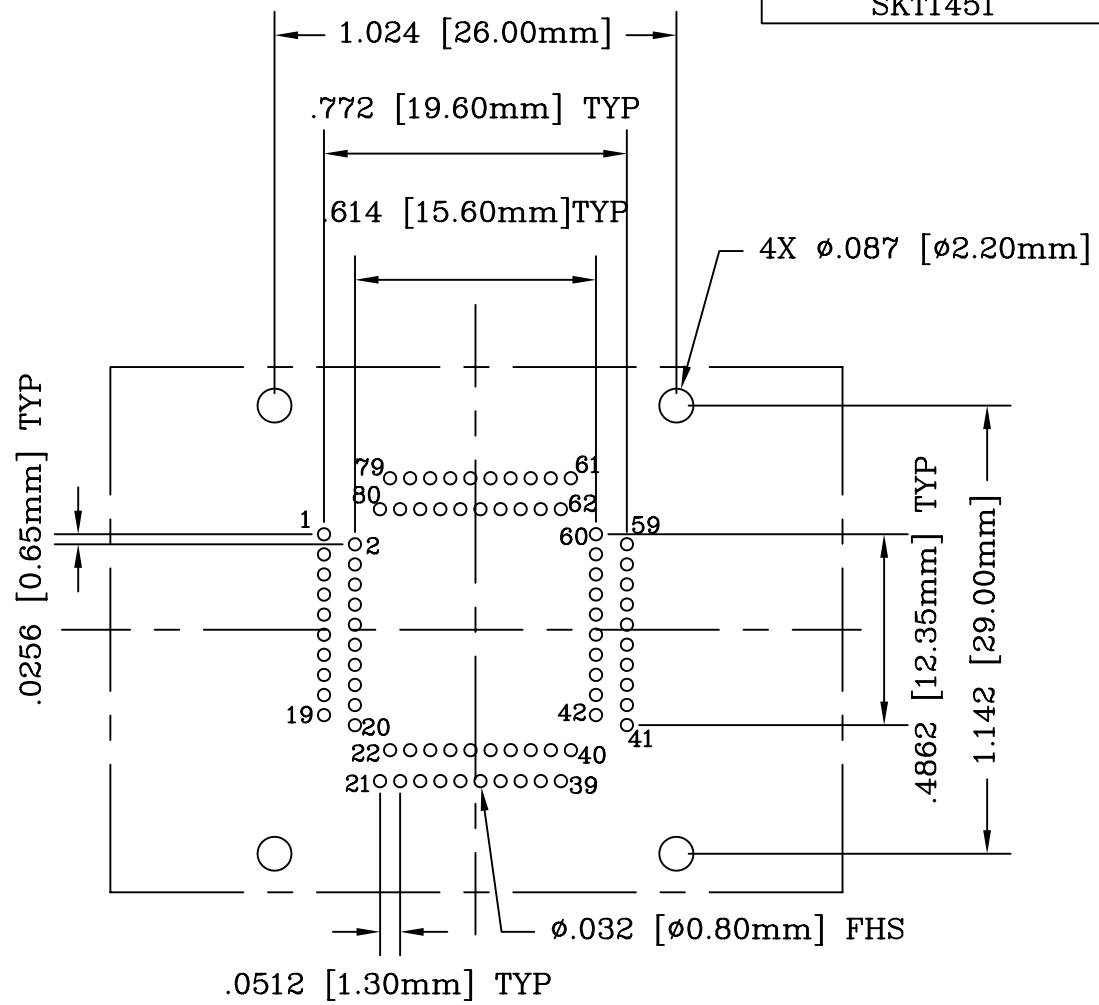
SKT1451



CONTACT TAILS
.0118 [0.30mm] X
.0157 [0.40mm]

NOTE: USES RECEPTACLE SR-QFP-00-080-H
DRAWING # SKT1452
SCALE 2:1

PACKAGE SPECIFICATIONS	
PIN COUNT	= 80
LEAD PITCH	= 0.65mm
PACKAGE SIZE	= 14.00mm
TIP TO TIP	= 17.20mm



RECOMMENDED PCB LAYOUT
AS SEEN FROM TOP OF SOCKET

ALL DIMENSIONS ARE IN INCHES UNLESS OTHERWISE SPECIFIED

	Emulation Technology, Inc. — VLSI and SMT ADAPTERS and ACCESSORIES —	
	2344 Walsh Avenue, Bldg. F Santa Clara, Ca 95051	TEL:(408)982-0660 FAX:(408)982-0664

SHEET: 1 OF 1	DATE: 10/22/01	REVISION: B	ASSEMBLY DRAWING
CHECKED: Perry Munroe	DRAWN: Huy Nguyen	ITEM: S-QFP-00-080-H	
DO NOT SCALE DRAWING			DESCRIPTION: S-QFP-00-080-H