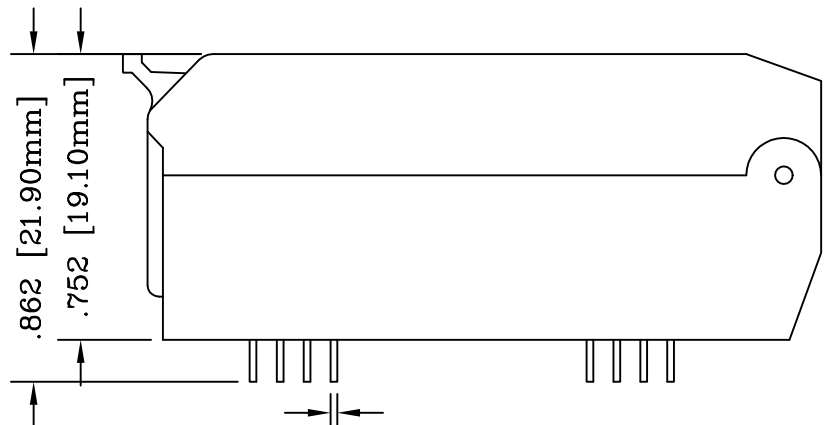
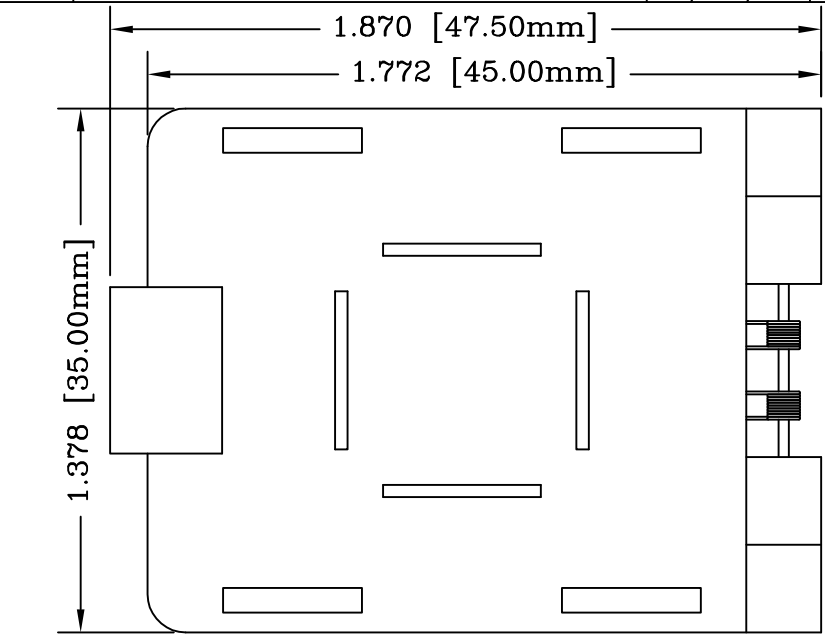


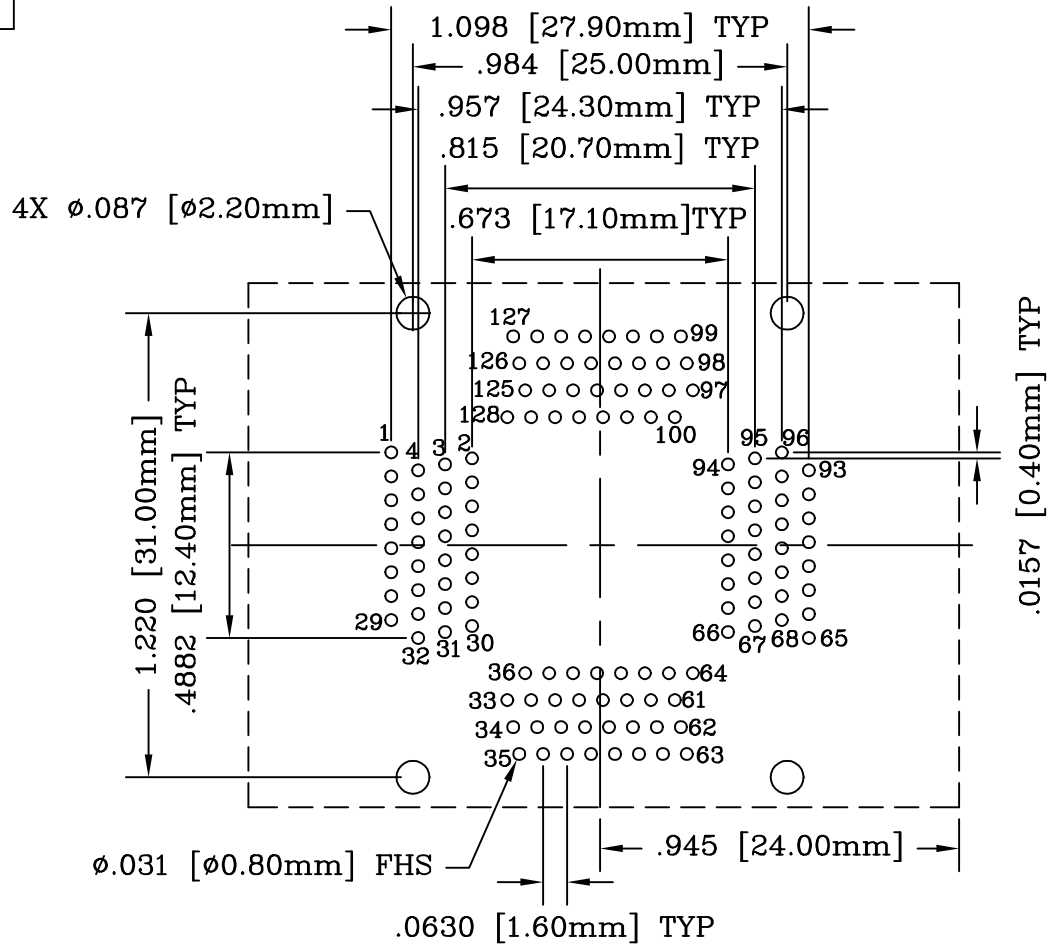
REV	DESCRIPTION	DATE	BY
A	NEW DRAWING	2/2/01	A.F.
B	UPDATED DWG & ADDED PIN OUT	04/25/02	H.N.
C	UPDATED FOOTPRINT	10/28/02	H.N.

SKT1285
DOD 41285



CONTACT TAILS
.0078 [0.20mm] X
.0177 [0.45mm]

PACKAGE SPECIFICATIONS	
PIN COUNT	= 128
LEAD PITCH	= 0.40mm
PACKAGE SIZE	= 14.00mm SQ
TIP TO TIP	= 16.00mm SQ



RECOMMENDED PCB LAYOUT
AS SEEN FROM TOP OF SOCKET

ALL DIMENSIONS ARE IN INCHES UNLESS OTHERWISE SPECIFIED

Emulation Technology, Inc.
— VLSI and SMT ADAPTERS and ACCESSORIES —

2344 Walsh Avenue, Bldg.F
Santa Clara, Ca 95051

TEL:(408)982-0660
FAX:(408)982-0664

SHEET: 1 OF 1	DATE: 10/28/02	REVISION: C	ASSEMBLY DRAWING
CHECKED: Perry Munroe	DRAWN: Huy Nguyen	ITEM: S-QFP-00-128-E	DESCRIPTION: S-QFP-00-128-E
Scale 1:2 DO NOT SCALE DRAWING			