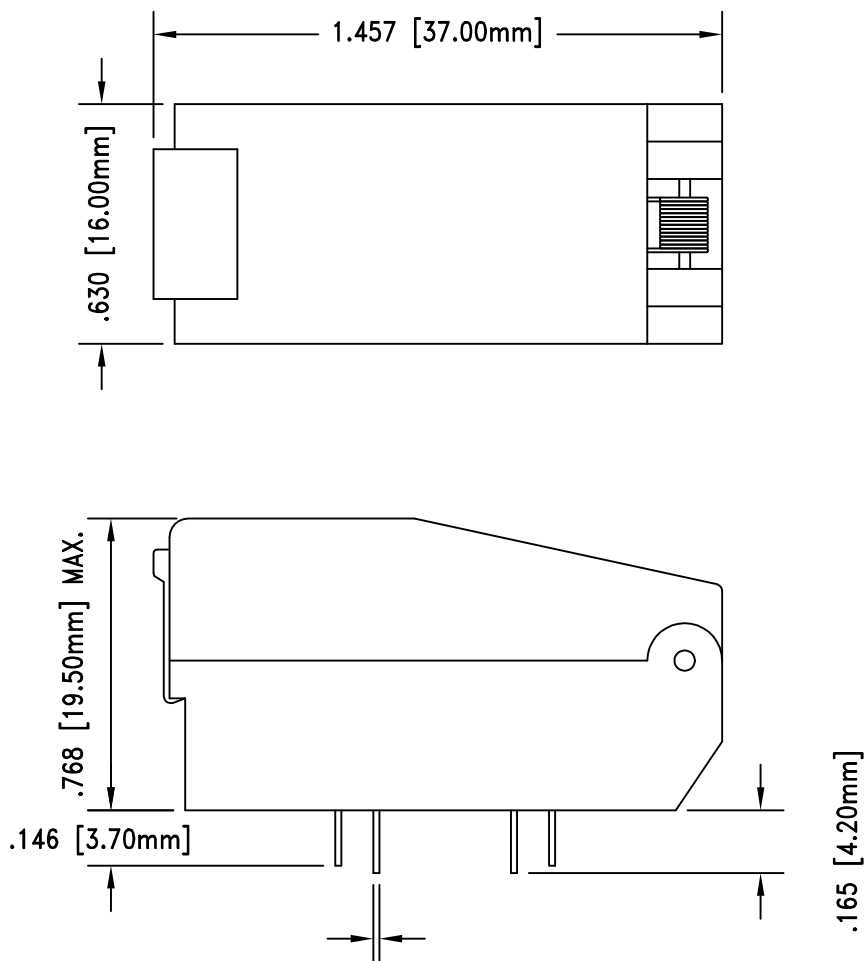
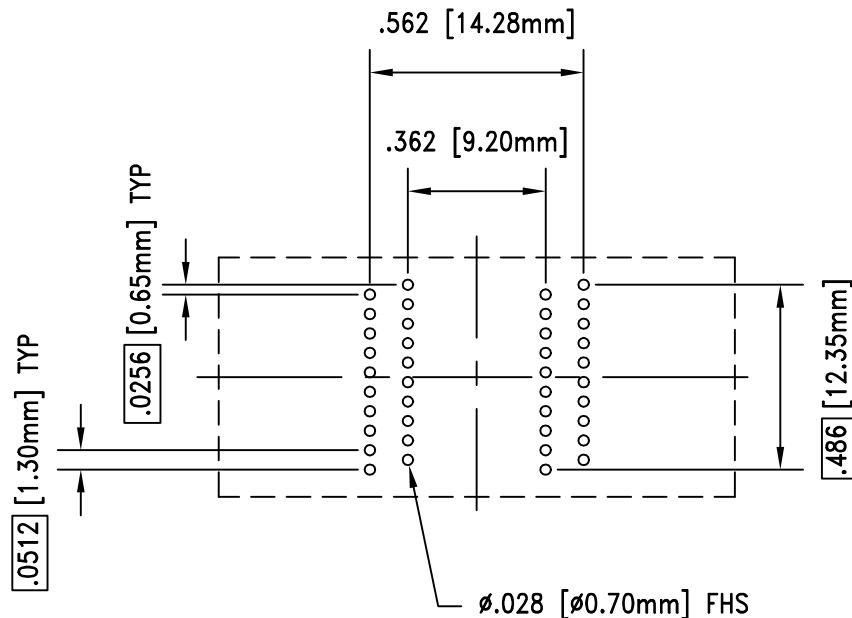


REV	DESCRIPTION	DATE	BY
A	NEW DRAWING	04/10/02	H.N.

SKT1245
DOD 41245




CONTACT TAILS
.0157 [0.40mm] X
.0118 [0.30mm]



RECOMMENDED PCB LAYOUT
AS SEEN FROM TOP OF SOCKET

PACKAGE SPECIFICATIONS	
PIN COUNT	= 40
LEAD PITCH	= 0.65mm
PACKAGE WIDTH	= 6.10mm
ET PACKAGE CODE	= 40-SS05

ALL DIMENSIONS ARE IN INCHES UNLESS OTHERWISE SPECIFIED



Emulation Technology, Inc.

— VLSI and SMT ADAPTERS and ACCESSORIES —

2344 Walsh Avenue, Bldg.F
Santa Clara, Ca 95051

TEL:(408)982-0660
FAX:(408)982-0664

SHEET: 1 OF 1	DATE: 04/10/02	REVISION: A	ASSEMBLY DRAWING
CHECKED: Perry Munroe	DRAWN: Huy Nguyen	ITEM: S-TSS-00-040-A	
Scale 2:1	DO NOT SCALE DRAWING	DESCRIPTION: S-TSS-00-040-A	