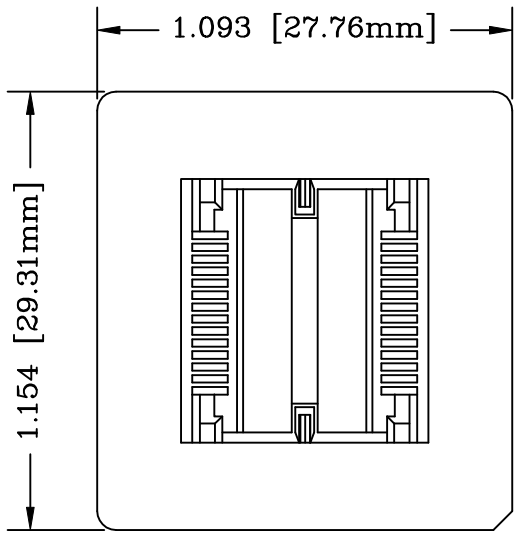
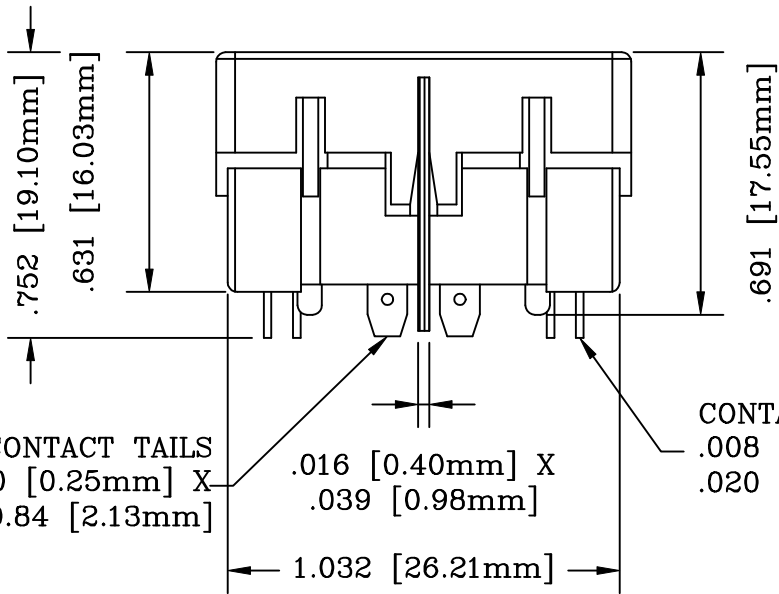


REV	DESCRIPTION	DATE
A	NEW DRAWING	3/1/01

SKT 1237
DOD 41237



SCALE 2:1

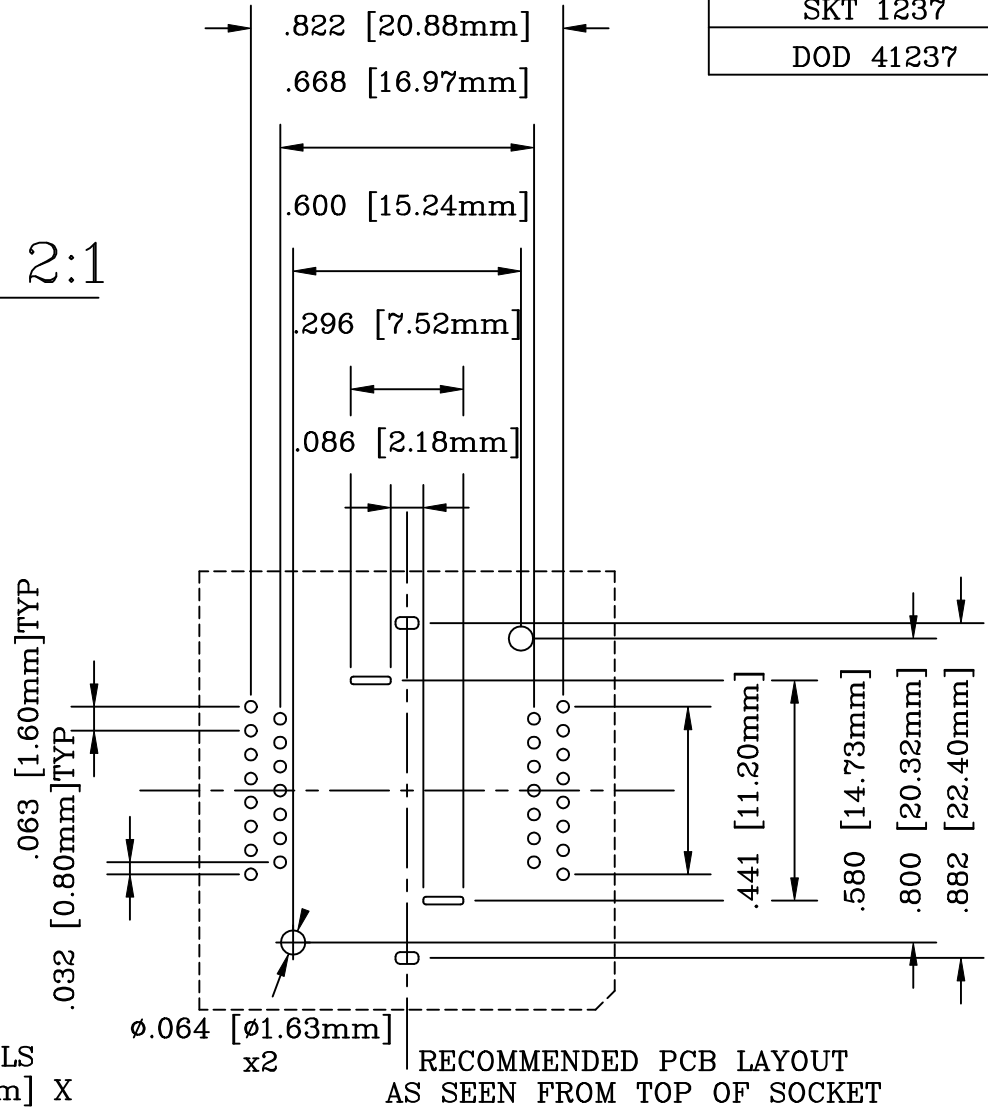


CONTACT TAILS
.010 [0.25mm] X
0.84 [2.13mm]

.016 [0.40mm] X
.039 [0.98mm]

CONTACT TAILS
.008 [0.20mm] X
.020 [0.51mm]

PACKAGE SPECIFICATIONS	
PIN COUNT	= 30
LEAD PITCH	= 0.80mm
PACKAGE WIDTH	= 11.61mm



RECOMMENDED PCB LAYOUT
AS SEEN FROM TOP OF SOCKET

ALL DIMENSIONS ARE IN INCHES UNLESS OTHERWISE SPECIFIED



Emulation Technology, Inc.
— VLSI and SMT ADAPTERS and ACCESSORIES —

2344 Walsh Avenue, Bldg. F
Santa Clara, Ca 95051

TEL:(408)982-0660
FAX:(408)982-0664

SHEET: 1 OF 1	DATE: 3/1/01	REVISION: A	ASSEMBLY DRAWING
CHECKED: Perry Munroe	DRAWN: Aaron Fine	ITEM: S-SSO-00-030-B	DESCRIPTION: S-SSO-00-030-B
DO NOT SCALE DRAWING			