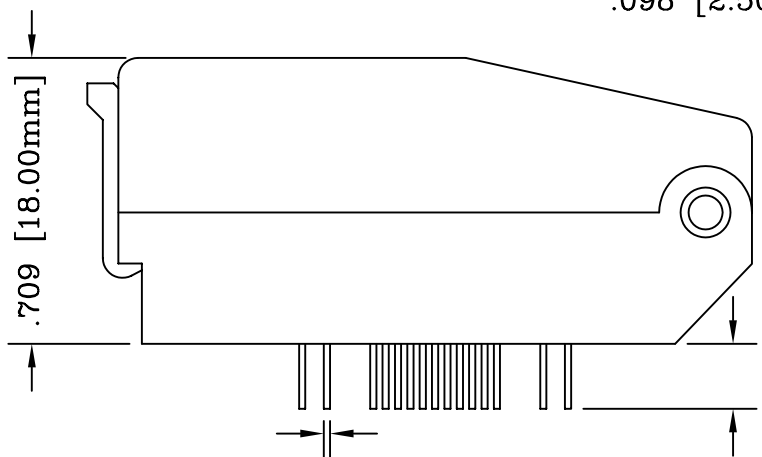
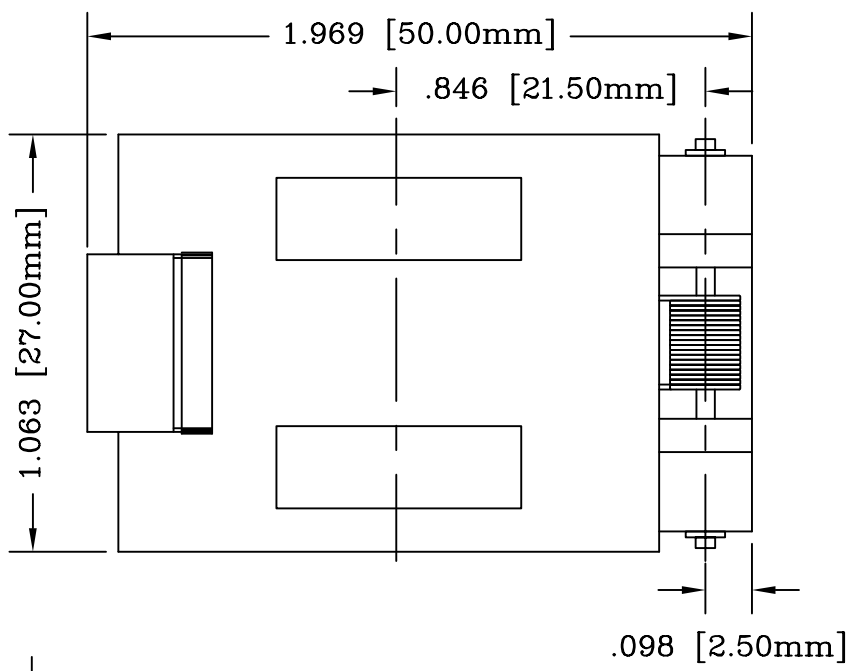


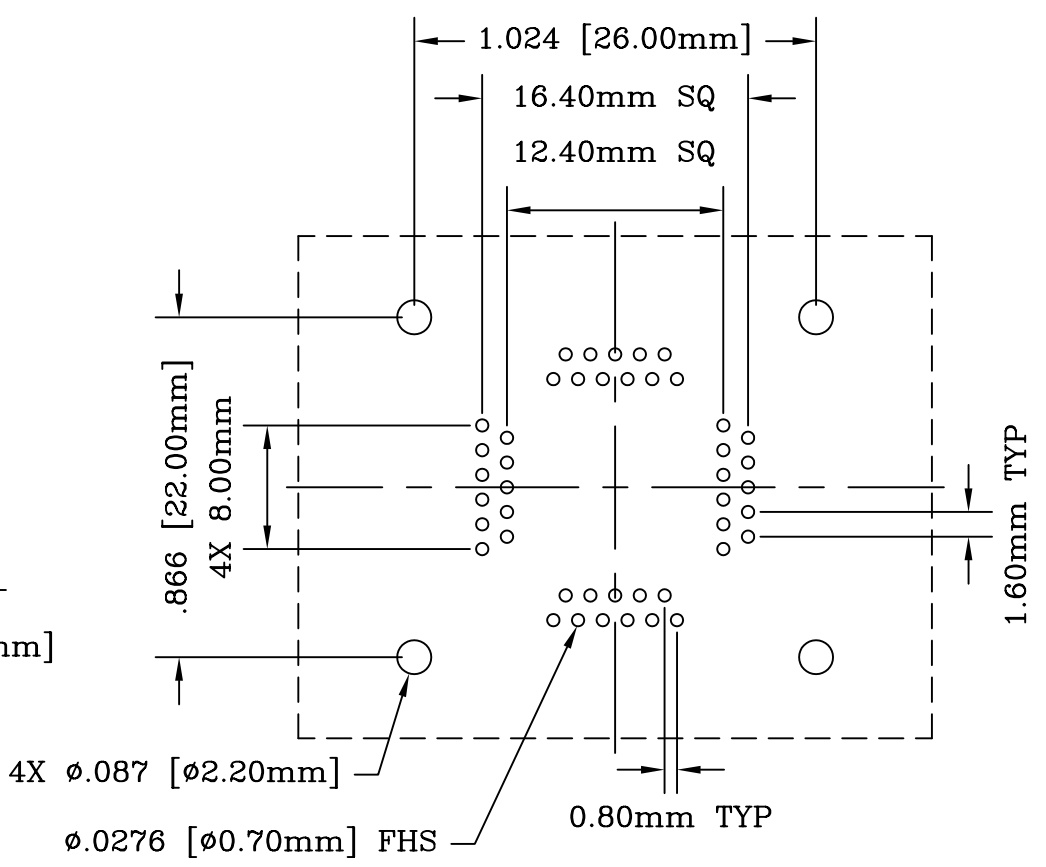
REV	DESCRIPTION	DATE	BY
A	NEW DRAWING	12/15/93	S.B.
B	UPDATED DRAWING	04/11/06	H.N.

SKT108



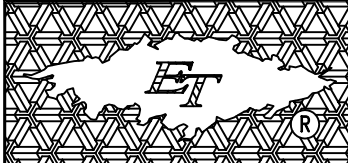
CONTACT TAILS  
 .0197 [0.50mm] X  
 .0118 [0.30mm]

PACKAGE SPECIFICATIONS	
PIN COUNT	= 44
LEAD PITCH	= 0.80mm
PACKAGE SIZE	= 10.00mm SQ
TIP TO TIP	= 13.20mm SQ
ET PACKAGE CODE	= 44-QF16B



RECOMMENDED PCB LAYOUT  
 AS SEEN FROM TOP OF SOCKET

ALL DIMENSIONS ARE IN MILLIMETERS UNLESS OTHERWISE SPECIFIED



**Emulation Technology, Inc.**  
 — VLSI and SMT ADAPTERS and ACCESSORIES —  
 2344 Walsh Avenue, Bldg.F Santa Clara, Ca 95051  
 TEL:(408)982-0660 FAX:(408)982-0664

SHEET: 1 OF 1	DATE: 04/11/06	REVISION: B	<b>ASSEMBLY DRAWING</b>
CHECKED: Perry Munroe	DRAWN: Huy Nguyen	ITEM: S-QFP-00-044-D	
Scale 2:1	DO NOT SCALE DRAWING	DESCRIPTION: S-QFP-00-044-D	