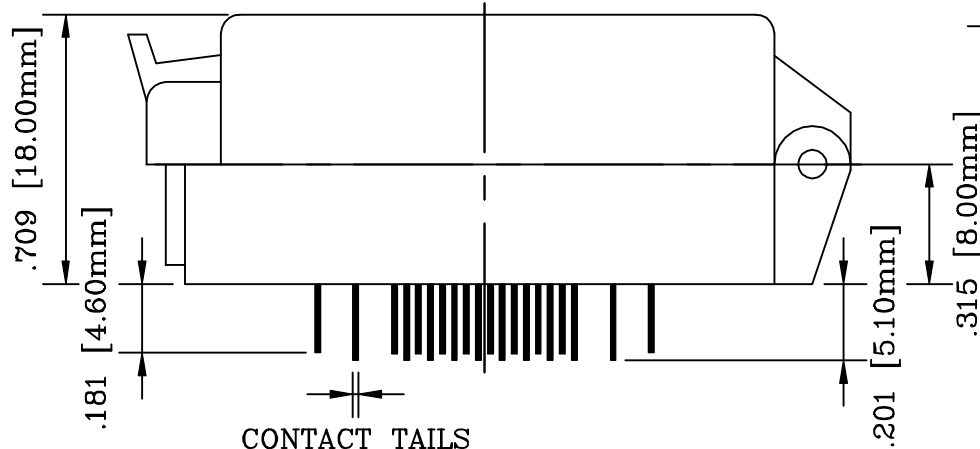
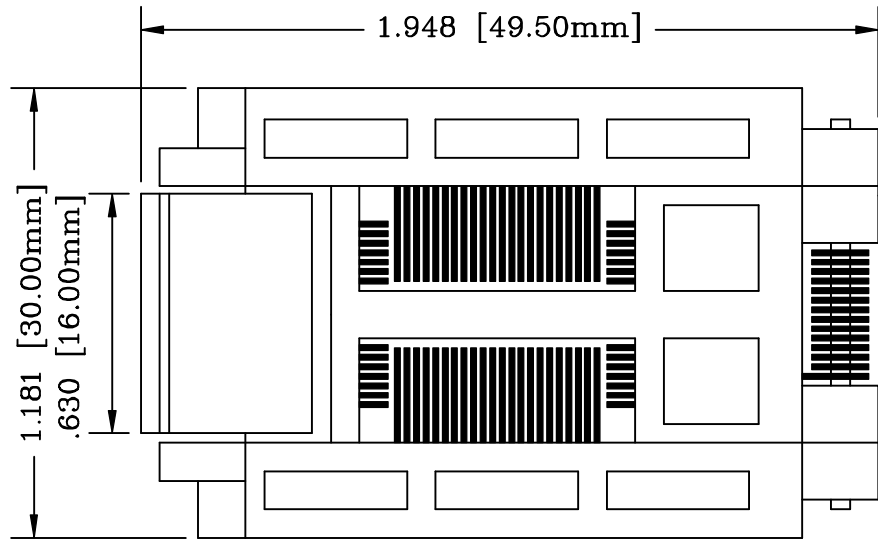
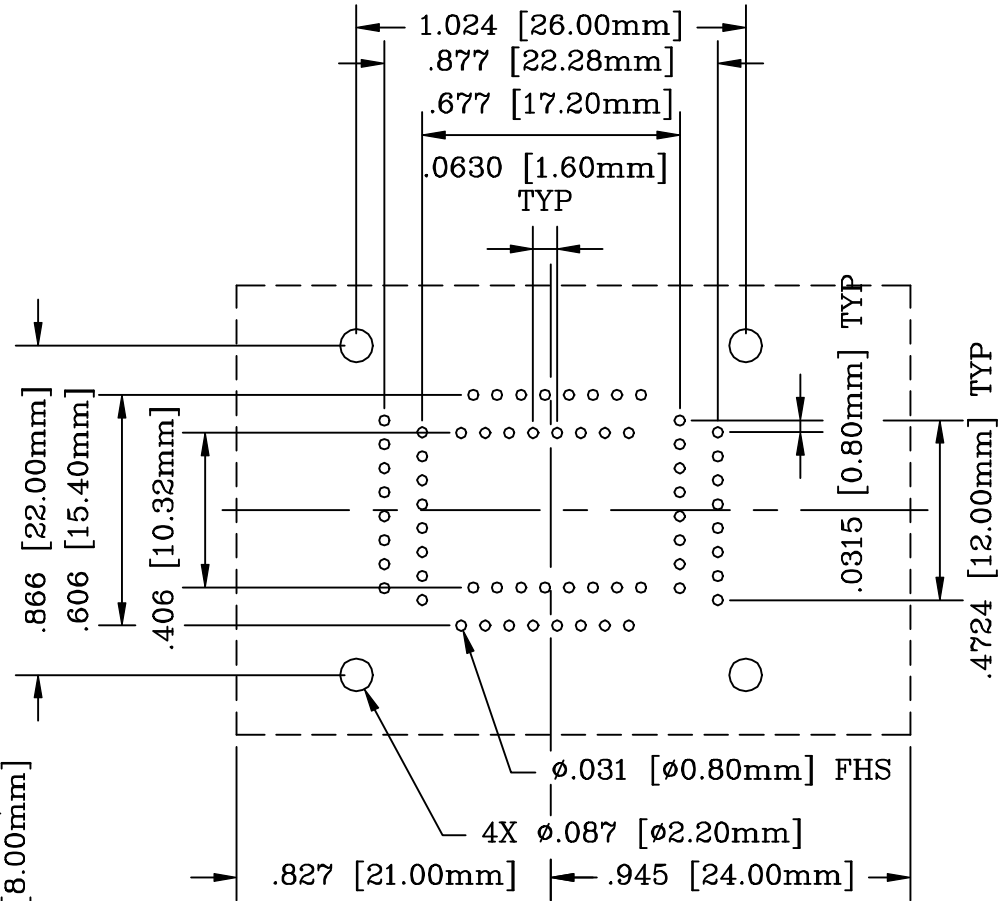


REV	DESCRIPTION	DATE	BY
A	NEW DRAWING	02/10/03	H.N.

SKT1022
DOD 41022



CONTACT TAILS
.0138 [0.35mm] X
.0157 [0.40mm]



RECOMMENDED PCB LAYOUT
AS SEEN FROM TOP OF SOCKET

PACKAGE SPECIFICATIONS	
PIN COUNT	≡ 64
LEAD PITCH	≡ 0.80mm
PACKAGE SIZE	≡ 14.00mm SQ
TIP TO TIP	≡ 17.20mm
ET PACKAGE CODE	≡ 64-QF29B

ALL DIMENSIONS ARE IN INCHES UNLESS OTHERWISE SPECIFIED



Emulation Technology, Inc.

— VLSI and SMT ADAPTERS and ACCESSORIES —

2344 Walsh Avenue, Bldg.F
Santa Clara, Ca 95051

TEL:(408)982-0660
FAX:(408)982-0664

SHEET: 1 OF 1	DATE: 02/10/03	REVISION: A	ASSEMBLY DRAWING
CHECKED: Perry Munroe	DRAWN: Hanh Nguyen	ITEM: S-QFP-00-064-F	
Scale 2:1	DO NOT SCALE DRAWING	DESCRIPTION: S-QFP-00-064-F	