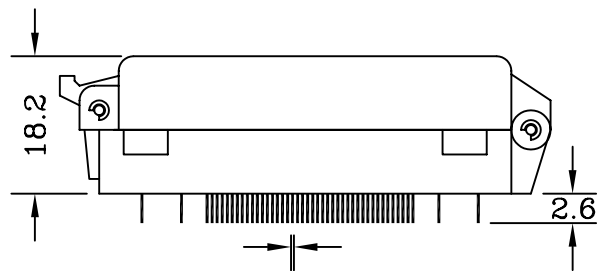
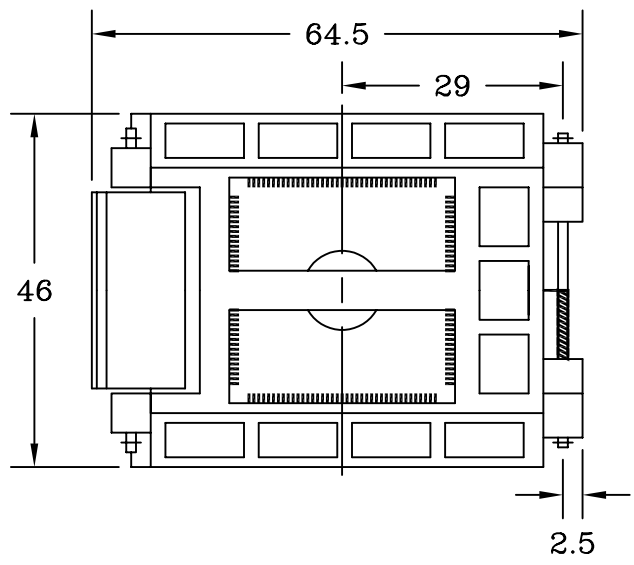
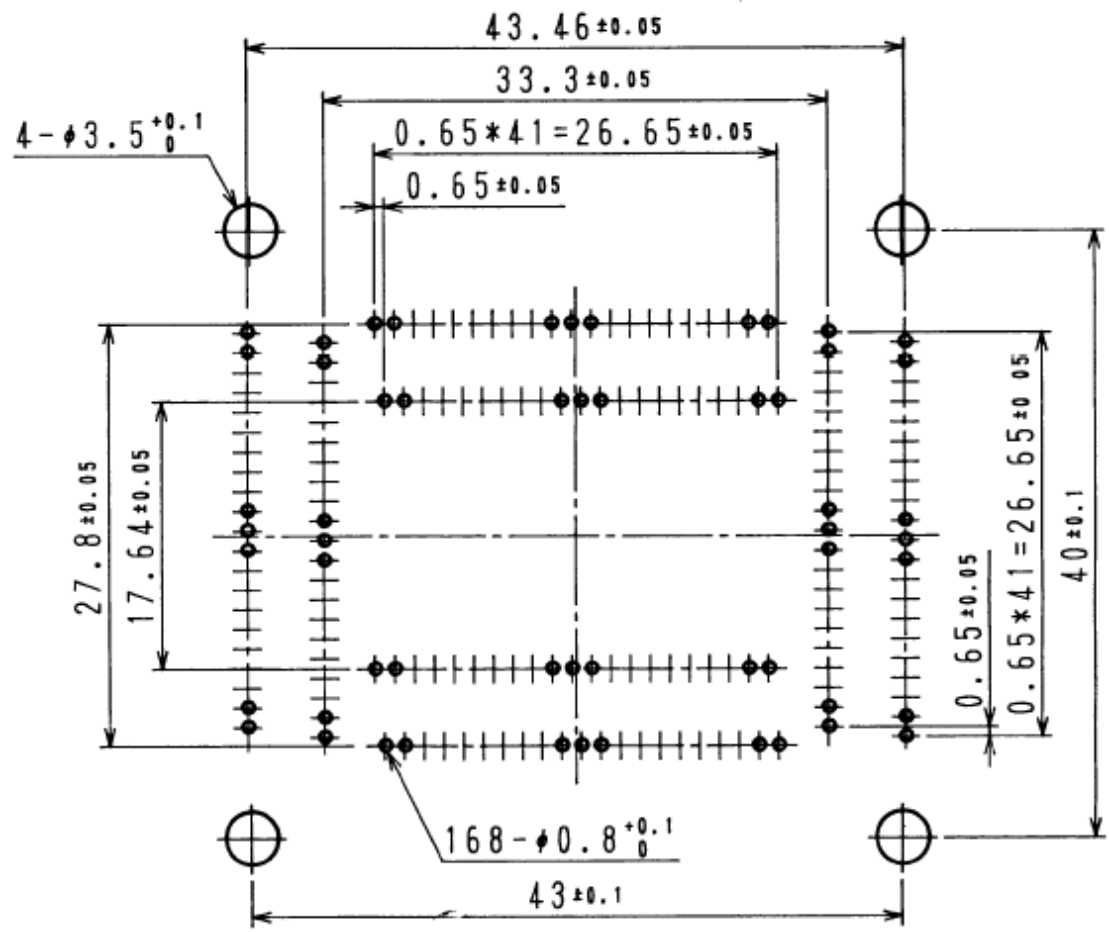


REV	DESCRIPTION	DATE	BY
A	NEW DRAWING	06/02/93	S.B.
B	UPDATED DRAWING	10/13/05	H.N.

SKT042




CONTACT TAILS  
0.30mm X  
0.50mm



RECOMMENDED PCB LAYOUT  
AS SEEN FROM TOP OF SOCKET

ALL DIMENSIONS ARE IN MILLIMETERS UNLESS OTHERWISE SPECIFIED



**Emulation Technology, Inc.**  
— VLSI and SMT ADAPTERS and ACCESSORIES —  
2344 Walsh Avenue, Bldg.F Santa Clara, Ca 95051  
TEL:(408)982-0660 FAX:(408)982-0664

PACKAGE SPECIFICATIONS	
PIN COUNT	≡ 168
LEAD PITCH	≡ 0.65mm
PACKAGE SIZE	≡ 28.00mm
TIP TO TIP	≡ 31.90/31.20mm
ET PACKAGE CODE	= 168-QF25A/B

SHEET: 1 OF 1	DATE: 10/13/05	REVISION: B	<b>ASSEMBLY DRAWING</b>
CHECKED: Perry Munroe	DRAWN: Huy Nguyen	ITEM: S-QFP-00-168-B	
Scale 1:1	DO NOT SCALE DRAWING	DESCRIPTION: S-QFP-00-168-B	