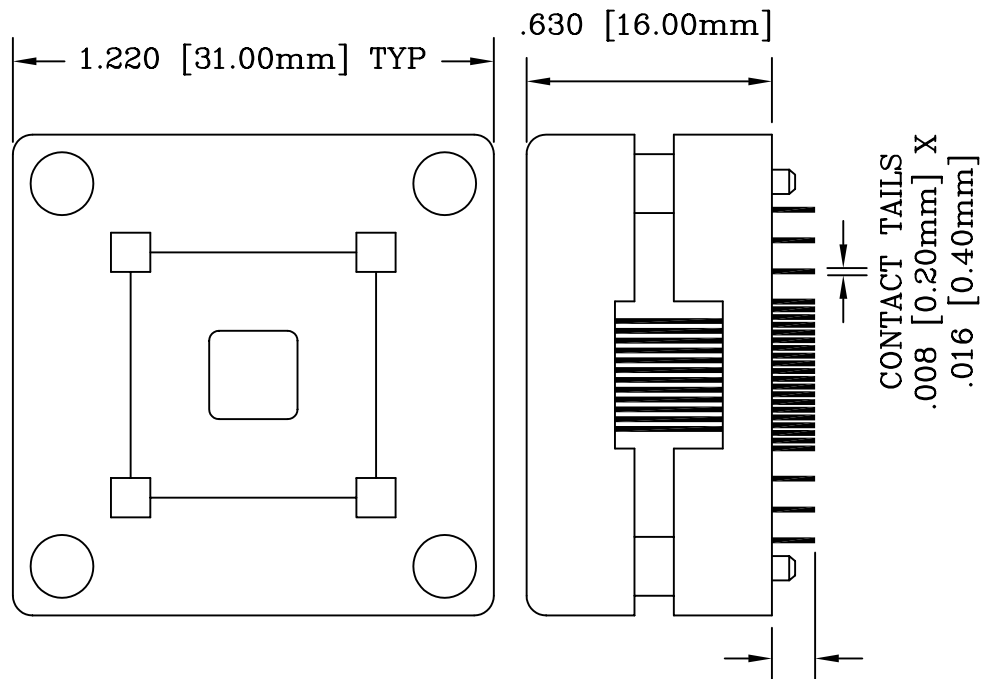


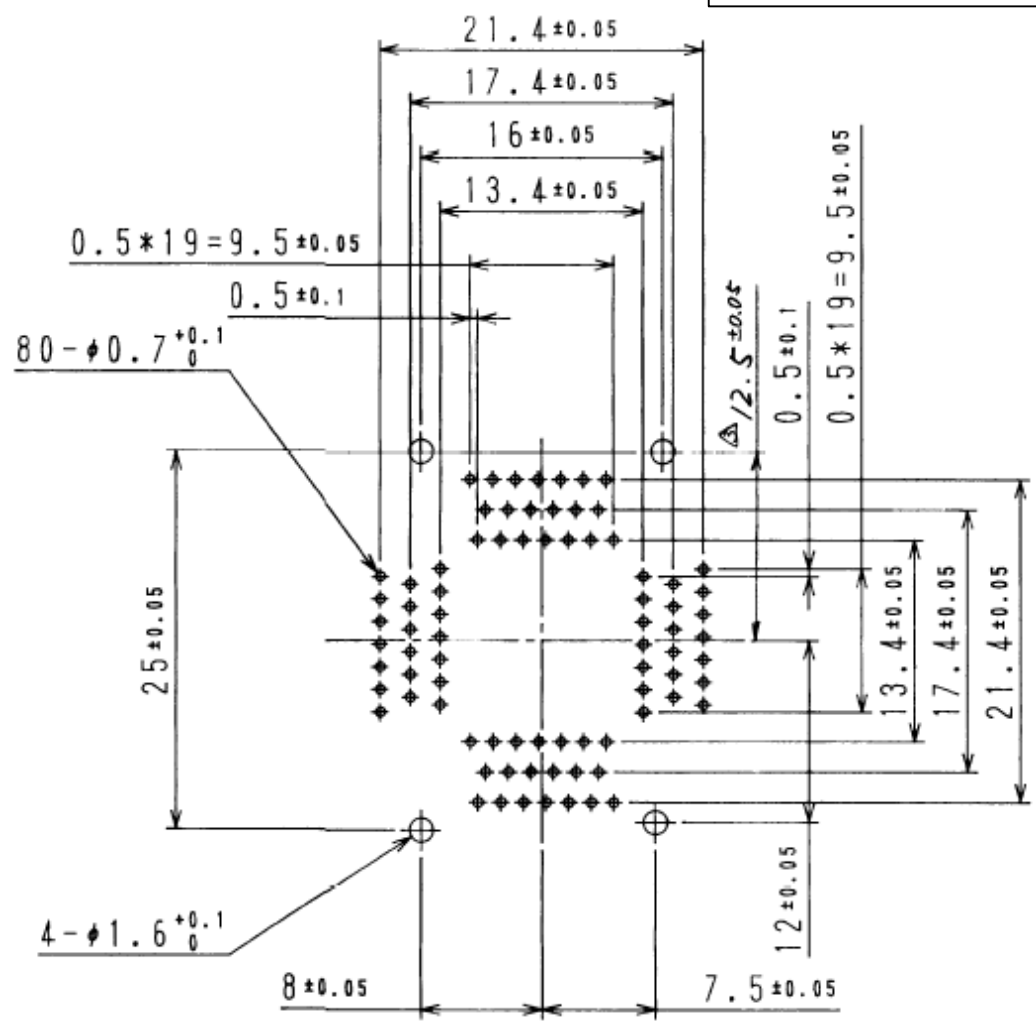
REV	DESCRIPTION	DATE	BY
A	NEW DRAWING	06/08/00	M.D.
B	UPDATED DRAWING & FOOTPRINT	03/13/06	H.N.

SKT021



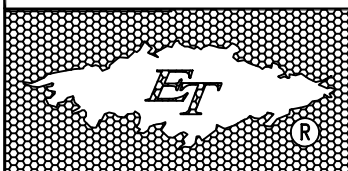
- 80 77 74 71 68 65 62
78 75 72 69 66 63
79 76 73 70 67 64 61
- 21 24 27 30 33 36 39
23 26 29 32 35 38
22 25 28 31 34 37 40

PIN CONNECTIONS LAYOUT	
1	59
2	58
3	57
4	56
5	55
6	54
7	53
8	52
9	51
10	50
11	49
12	48
13	47
14	46
15	45
16	44
17	43
18	42
19	41



RECOMMENDED PCB LAYOUT
AS SEEN FROM TOP OF SOCKET

ALL DIMENSIONS ARE IN MILLIMETERS UNLESS OTHERWISE SPECIFIED



Emulation Technology, Inc.
— VLSI and SMT ADAPTERS and ACCESSORIES —
2344 Walsh Avenue, Bldg.F Santa Clara, Ca 95051
TEL:(408)982-0660 FAX:(408)982-0664

PACKAGE SPECIFICATIONS	
PIN COUNT	≡ 80
LEAD PITCH	≡ 0.50mm
PACKAGE SIZE	≡ 12.00mm SQ
TIP TO TIP	≡ 14.00mm

SHEET: 1 OF 1	DATE: 03/13/06	REVISION: B	ASSEMBLY DRAWING
CHECKED: Perry Munroe	DRAWN: Hanh Nguyen	ITEM: S-QFP-00-080-D	
Scale 2:1	DO NOT SCALE DRAWING	DESCRIPTION: S-QFP-00-080-D	