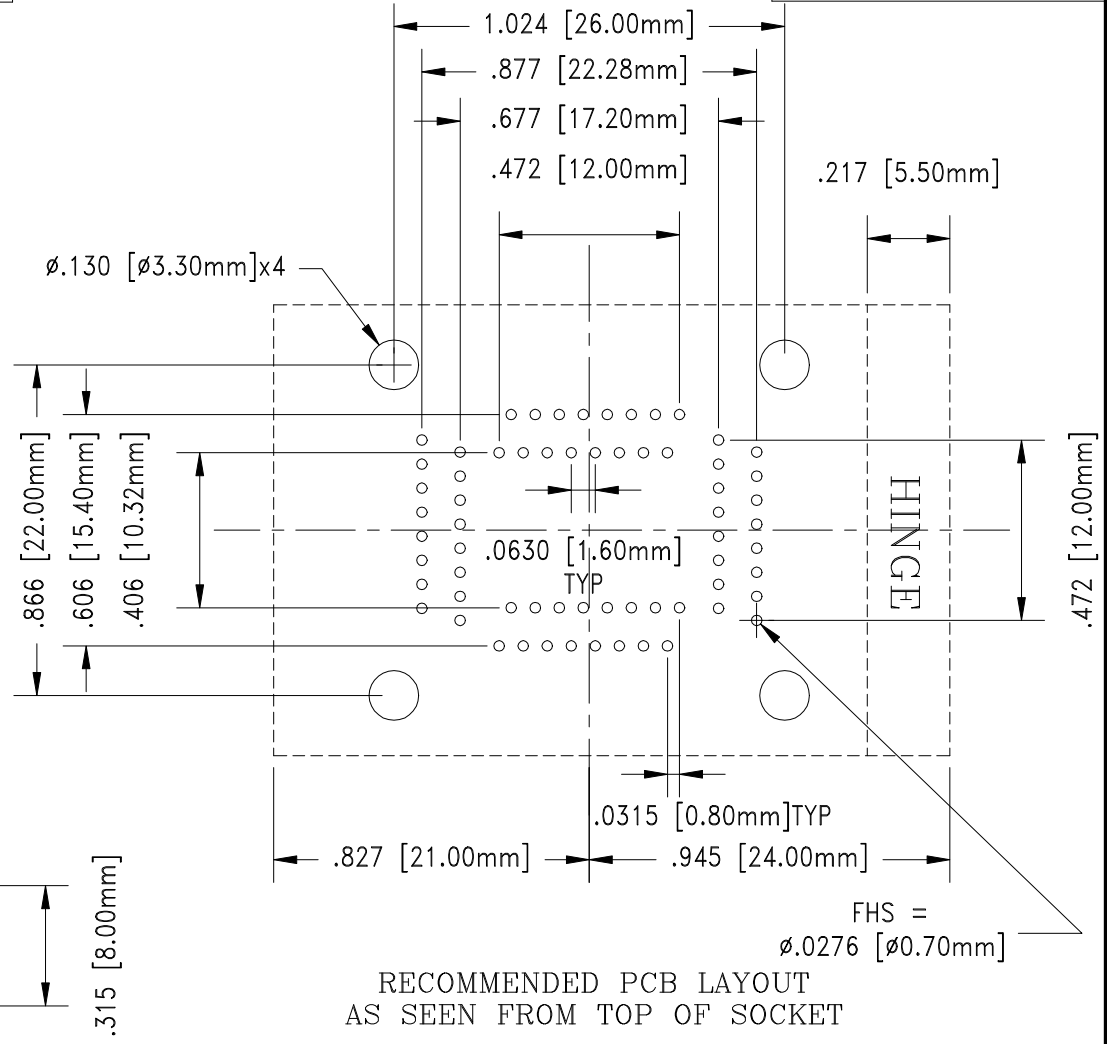
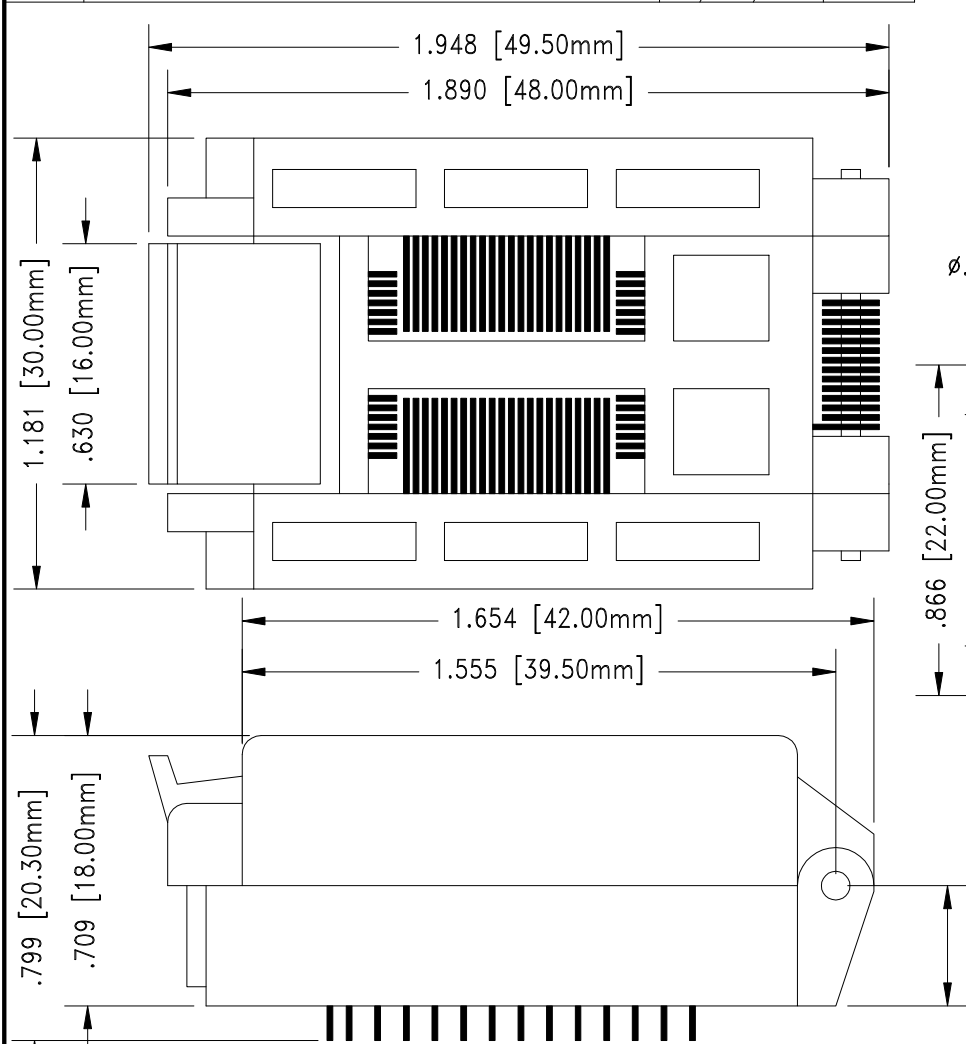


REV	DESCRIPTION	DATE	BY
A	NEW DRAWING	6/7/00	M.D.
B	UPDATED PCB LAYOUT	6/18/01	A.F.

SCALE 2:1

SKT020
DOD 4020




RECOMMENDED PCB LAYOUT
AS SEEN FROM TOP OF SOCKET

CONTACT TAILS
.0157 [0.40mm] X
.0118 [0.30mm]

PACKAGE SPECIFICATIONS	
PIN COUNT	= 64
LEAD PITCH	= 0.80mm
PACKAGE SIZE	= 14.00mm
TIP TO TIP	= 17.20mm

ALL DIMENSIONS ARE IN INCHES UNLESS OTHERWISE SPECIFIED



Emulation Technology, Inc.
— VLSI and SMT ADAPTERS and ACCESSORIES —

2344 Walsh Avenue, Bldg. F
Santa Clara, Ca 95051

TEL:(408)982-0660
FAX:(408)982-0664

SHEET: 1 OF 1	DATE: 6-07-00	REVISION: B	ASSEMBLY DRAWING
CHECKED: PERRY MUNROE	DRAWN: MIGUEL DELGADILLO	ITEM: S-QFP-00-064-B	DESCRIPTION: S-QFP-00-064-B
DO NOT SCALE DRAWING			