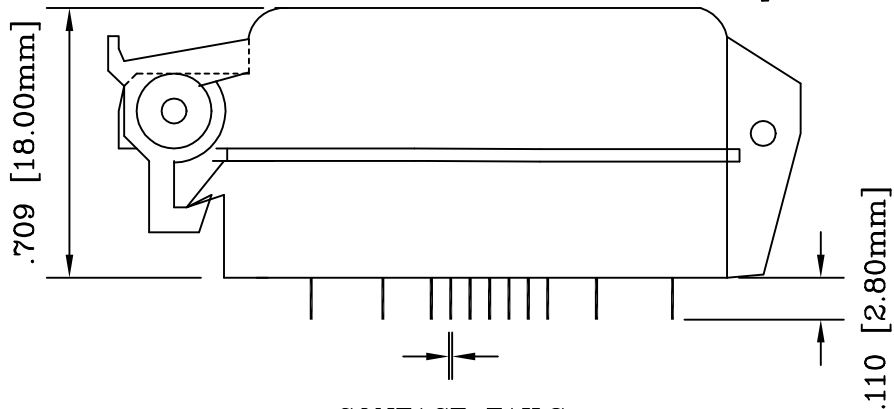
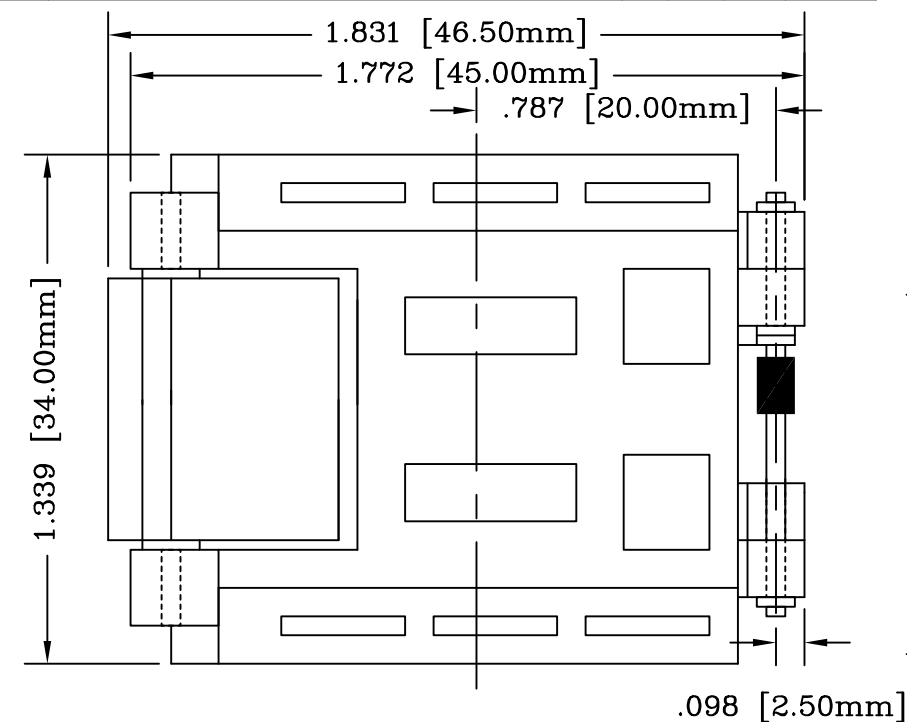


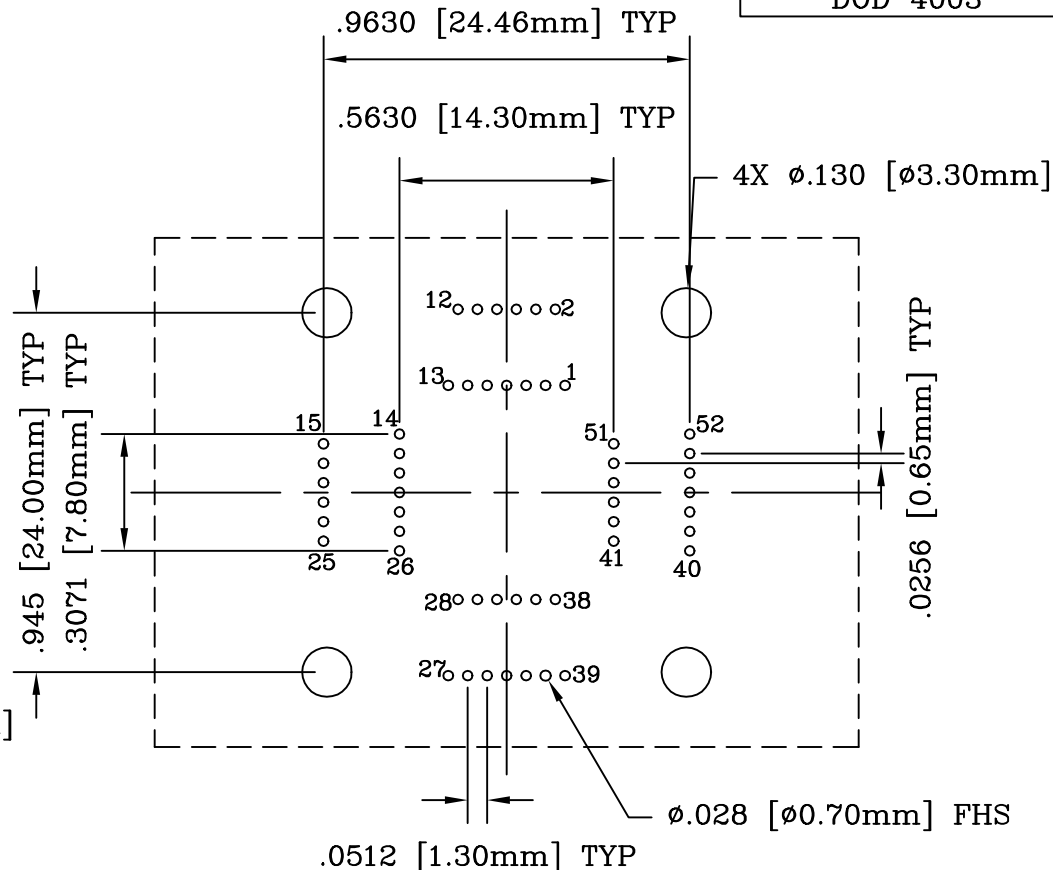
REV	DESCRIPTION	DATE	BY
A	NEW DRAWING	06/07/00	M.D.
B	UPDATED DWG & FOOTPRINT	07/24/02	H.N.

SKT003
DOD 4003



CONTACT TAILS  
.0197 [0.50mm] X  
.0118 [0.30mm]

PACKAGE SPECIFICATIONS	
PIN COUNT	= 52
LEAD PITCH	= 0.65m
PACKAGE SIZE	= 10.00mm SQ
TIP TO TIP	= 13.90mm SQ
ET PACKAGE CODE	= 52-QF39A



### RECOMMENDED PCB LAYOUT AS SEEN FROM TOP OF SOCKET

ALL DIMENSIONS ARE IN INCHES UNLESS OTHERWISE SPECIFIED



**Emulation Technology, Inc.**

— VLSI and SMT ADAPTERS and ACCESSORIES —

2344 Walsh Avenue, Bldg.F Santa Clara, Ca 95051  
TEL:(408)982-0660 FAX:(408)982-0664

SHEET: 1 OF 1	DATE: 07/24/02	REVISION: B	<b>ASSEMBLY DRAWING</b>
CHECKED: Perry Munroe	DRAWN: Huy Nguyen	ITEM: S-QFP-00-052-A	DESCRIPTION: S-QFP-00-052-A
Scale 1:2	DO NOT SCALE DRAWING		