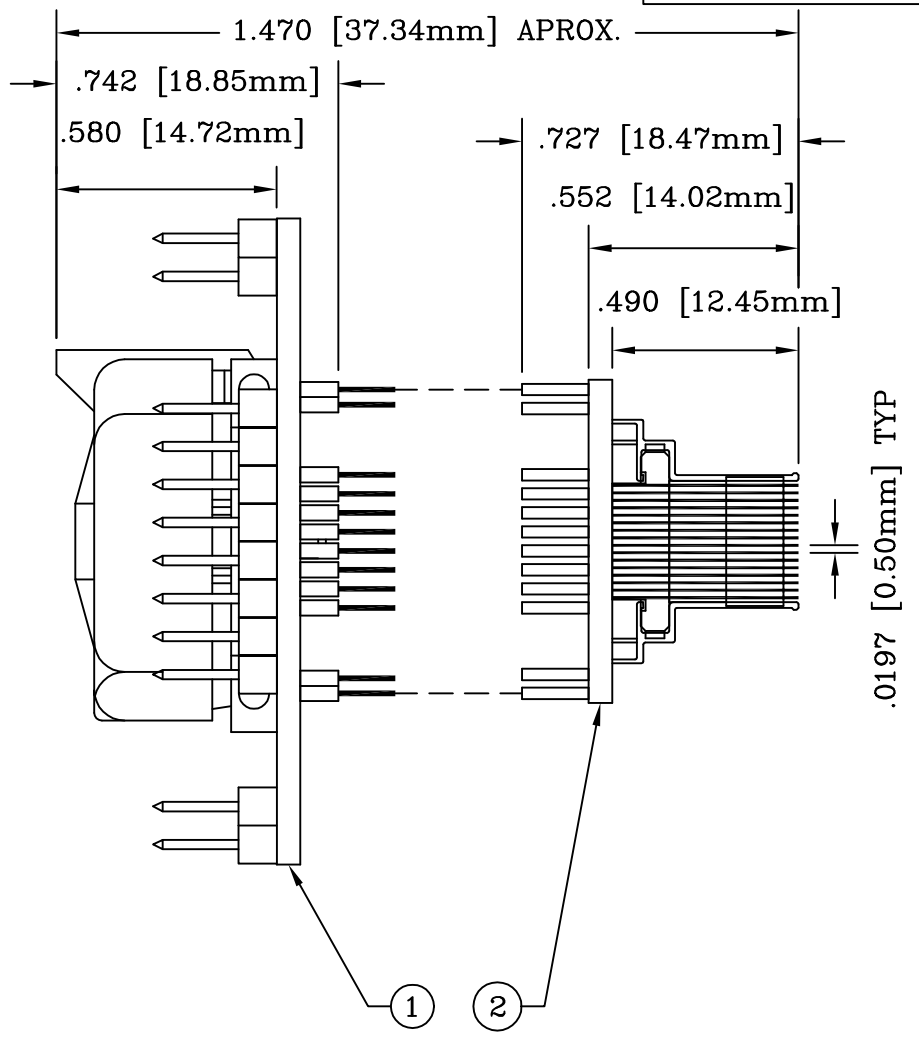
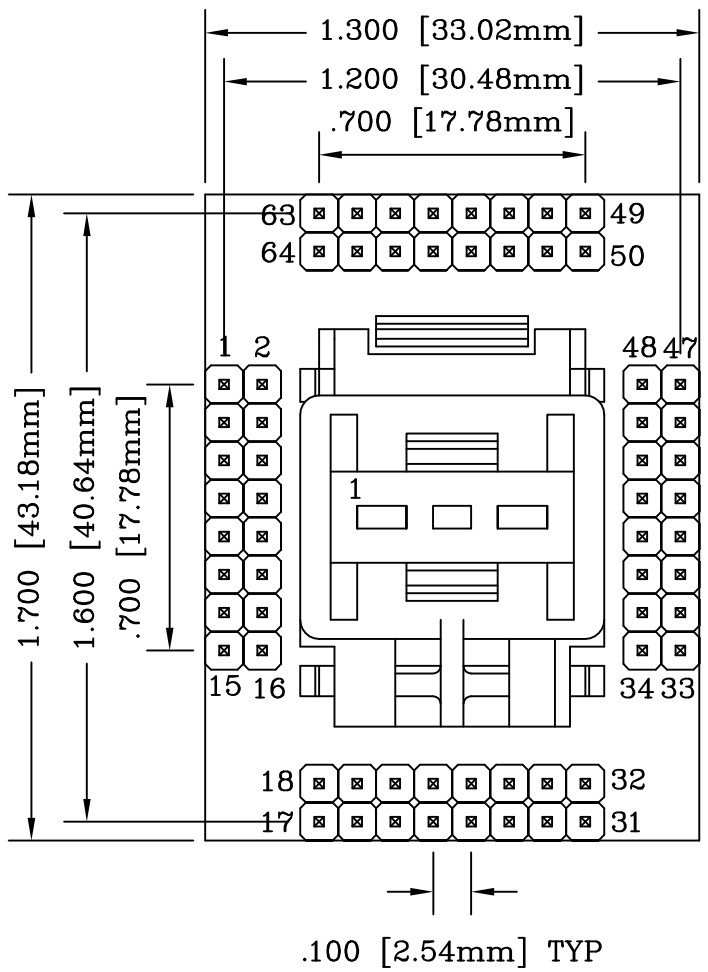



REV	DESCRIPTION	DATE	BY
A	NEW DRAWING	05/21/03	H.N.
B	ADDED PACKAGE SPECIFICATIONS	12/12/03	H.N.

F6864
DOD 36864



PACKAGE SPECIFICATIONS	
PIN COUNT	= 64
LEAD PITCH	= 0.50mm
PACKAGE WIDTH	= 9X9mm
PIN PER SIDE	= 16
ET PACKAGE CODE	= 64-ML34

ALL DIMENSIONS ARE IN INCHES UNLESS OTHERWISE SPECIFIED



Emulation Technology, Inc.
— VLSI and SMT ADAPTERS and ACCESSORIES —
2344 Walsh Avenue, Bldg.F Santa Clara, Ca 95051
TEL:(408)982-0660 FAX:(408)982-0664

NO.	ITEM	DESCRIPTION	QTY.
1	AX-064-ML34-SUB	SUB ASSEMBLY	1
2	EPP064ML34SM	PLUG INTO BOTTOM # 1	1

SHEET: 1 OF 1	DATE: 12/12/03	REVISION: B	ASSEMBLY DRAWING
CHECKED: Perry Munroe	DRAWN: Huy Nguyen	ITEM: BC-X-340/1	DESCRIPTION: BCP-064-ML34Z-0000-1
Scale 2:1	DO NOT SCALE DRAWING		