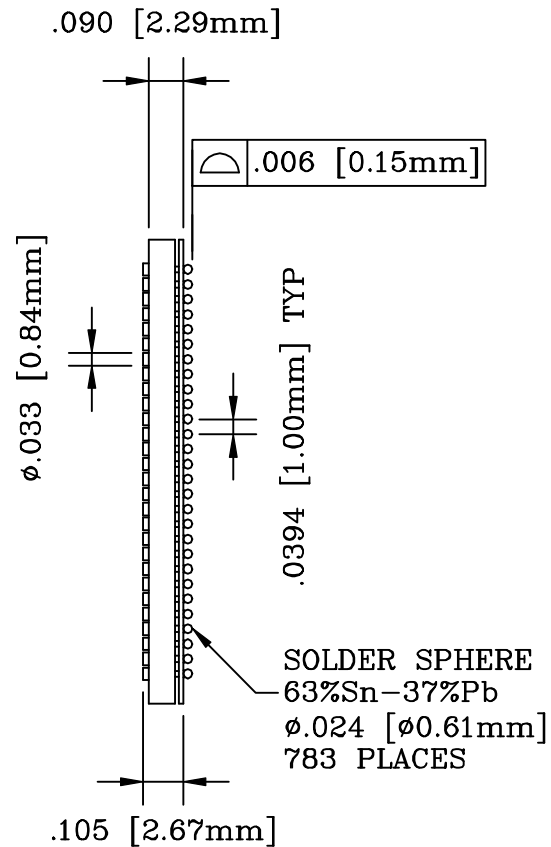
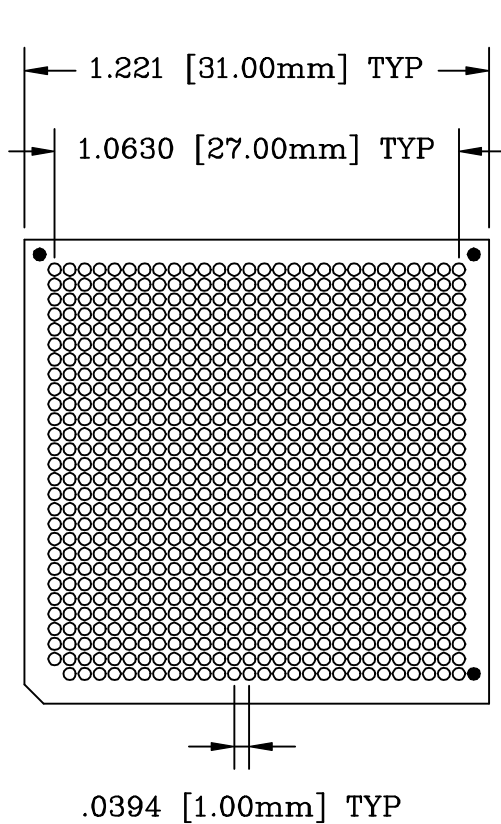


REV	DESCRIPTION	DATE	BY
A	NEW DRAWING	04/17/03	H.N.

F6835
DOD 36835



PACKAGE SPECIFICATIONS	
PIN COUNT	= 783
LEAD PITCH	= 1.00mm
GRID SIZE	= 28X28
PACKAGE SIZE	= 29.00mm SQ

**NOTES:**

1. **MATERIALS:**

**INSULATORS:** FR-4 GLASS EPOXY U.L. RATED 94V-D

**TERMINAL:** BRASS, C36000, ASTM-B-16

**CONTACT:** BeCu, C17200, ASTM-B-194

2. **PLATING:**

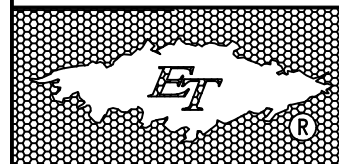
**TERMINAL:** .000010 [0.000254mm] MIN. GOLD OVER

.000050 [0.00127mm] MIN. NICKEL

**CONTACT:** .000030 [0.000762mm] MIN. GOLD OVER

.000050 [0.00127mm] MIN. NICKEL

ALL DIMENSIONS ARE IN INCHES UNLESS OTHERWISE SPECIFIED



**Emulation Technology, Inc.**

— VLSI and SMT ADAPTERS and ACCESSORIES —

2344 Walsh Avenue, Bldg.F  
Santa Clara, Ca 95051

TEL:(408)982-0660  
FAX:(408)982-0664

SHEET: 1 OF 1	DATE: 04/17/03	REVISION: A	<b>ASSEMBLY DRAWING</b>
CHECKED: Perry Munroe	DRAWN: Hanh Nguyen	ITEM: BPE-783-3-028-B	DESCRIPTION: BPE-0783-3BG028-BL
Scale 2:1	DO NOT SCALE DRAWING		