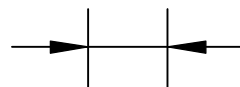


F5568

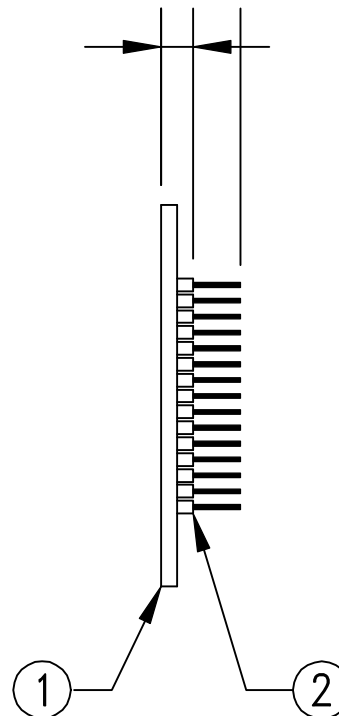
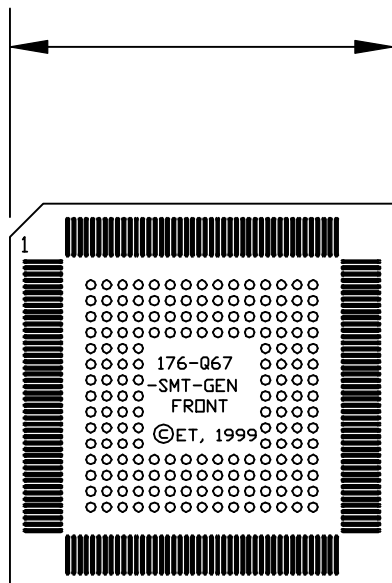
DOD 35568

.250 [6.35mm]



1.200 [30.48mm]TYP

.100 [2.54mm]



SCALE 2:1

ALL DIMENSIONS ARE IN INCHES UNLESS OTHERWISE SPECIFIED



Emulation Technology, Inc.

— VLSI and SMT ADAPTERS and ACCESSORIES —

2344 Walsh Avenue, Bldg. F
Santa Clara, Ca 95051

TEL:(408)982-0660
FAX:(408)982-0664

NO.	ITEM	DESCRIPTION	QTY.
1	176-Q67-SMT-GEN	BASE BOARD	1
2	TO1-150M150S1RG	MOUNT REAR/FLUSH W/ TOP	176

SHEET: 1 OF 1	DATE: 7/30/99	REVISION:	ASSEMBLY DRAWING
CHECKED: PAULA OLSON	DRAWN: JAMES GOUVEIA	ITEM: EPS176QF67SM	
DO NOT SCALE DRAWING		DESCRIPTION: EPS-176-QF67-SM	