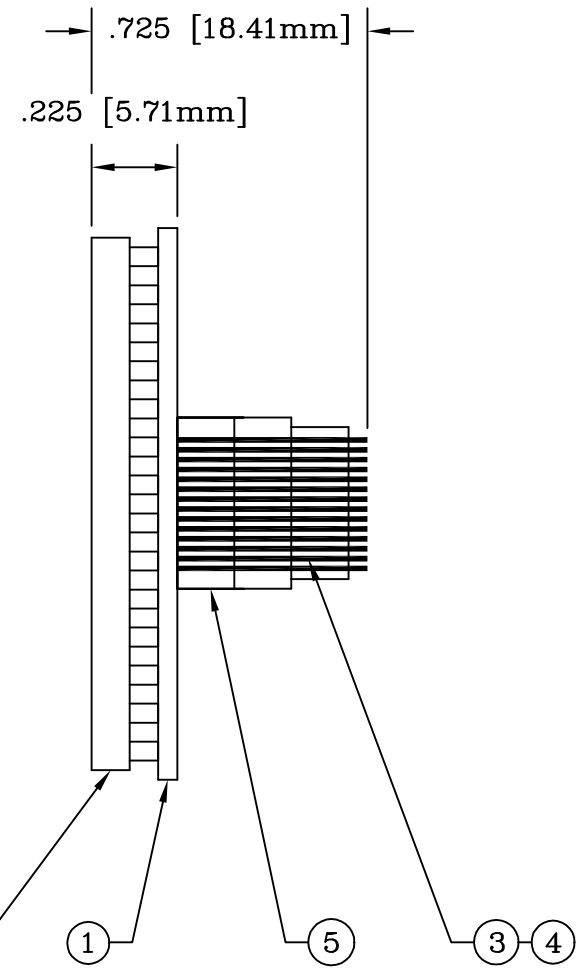
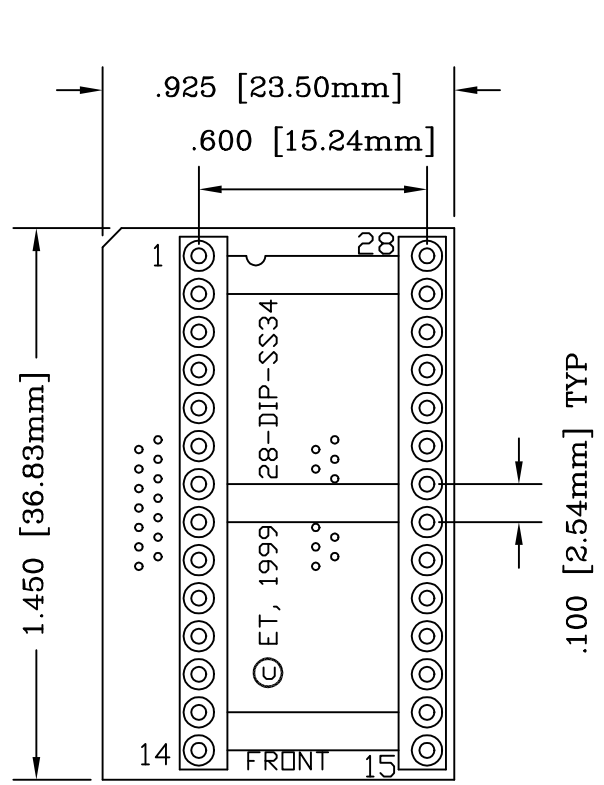



REV	DESCRIPTION	DATE	BY
A	NEW DRAWING	12/01/99	J.G.
B	UPDATED DRAWING	04/25/02	H.N.

F5527
DOD 35527



PACKAGE SPECIFICATIONS	
PIN COUNT	= 28
LEAD PITCH	= 0.65mm
PACKAGE WIDTH	= 5.30mm
ET PACKAGE CODE	= 28-SS34

ALL DIMENSIONS ARE IN INCHES UNLESS OTHERWISE SPECIFIED



Emulation Technology, Inc.
— VLSI and SMT ADAPTERS and ACCESSORIES —
2344 Walsh Avenue, Bldg.F Santa Clara, Ca 95051
TEL:(408)982-0660 FAX:(408)982-0664

NO.	ITEM	DESCRIPTION	QTY.
1	28-DIP-SS34	BASE BOARD	1
2	S-DIP-00-028-A	SOLDER ON TOP OF #1	1
3	PIN-P-08-IN	MNT ON #5/ SLDER REAR #1	14
4	PIN-P-08-OUT	MNT ON #5/ SLDER REAR #1	14
5	SS34-SPACER-BLK	MOUNT ON REAR #1	1

SHEET: 1 OF 1	DATE: 04/25/02	REVISION: B	ASSEMBLY DRAWING
CHECKED: Perry Munroe	DRAWN: Huy Nguyen	ITEM: ASDIP.6028SS341	
Scale 1:2	DO NOT SCALE DRAWING	DESCRIPTION: AS-DIP.6-028-SS34-1	