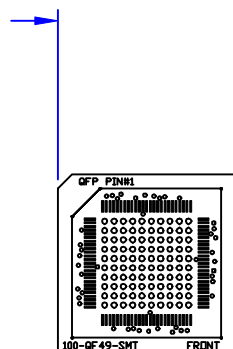
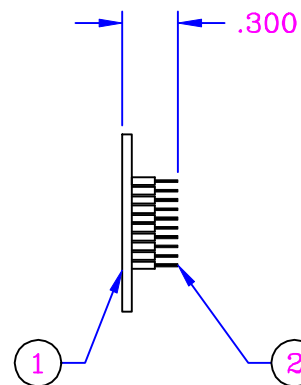



.950 [24.13mm] TYP.



.300 [7.62mm]



ALL DIMENSIONS ARE IN INCHES UNLESS OTHERWISE SPECIFIED



Emulation Technology, Inc.

— VLSI and SMT ADAPTERS and ACCESSORIES —

2344 Walsh Avenue, Bldg. F
Santa Clara, Ca 95051

TEL:(408)982-0660
FAX:(408)982-0664

SHEET: 1 OF 1 DATE: 3-15-95 REVISION: **ASSEMBLY DRAWING**

CHECKED: GABOR KARDOS DRAWN: Paula McKenna ITEM: EPS100QF49SM

DO NOT SCALE DRAWING DESCRIPTION: EPS-100-QF49-SM

NO.	ITEM	DESCRIPTION	QTY.
1	100-QF49-SMT	BASE BOARD	1
2	T01-150M150S1RG	MOUNT ON REAR OF #1	100