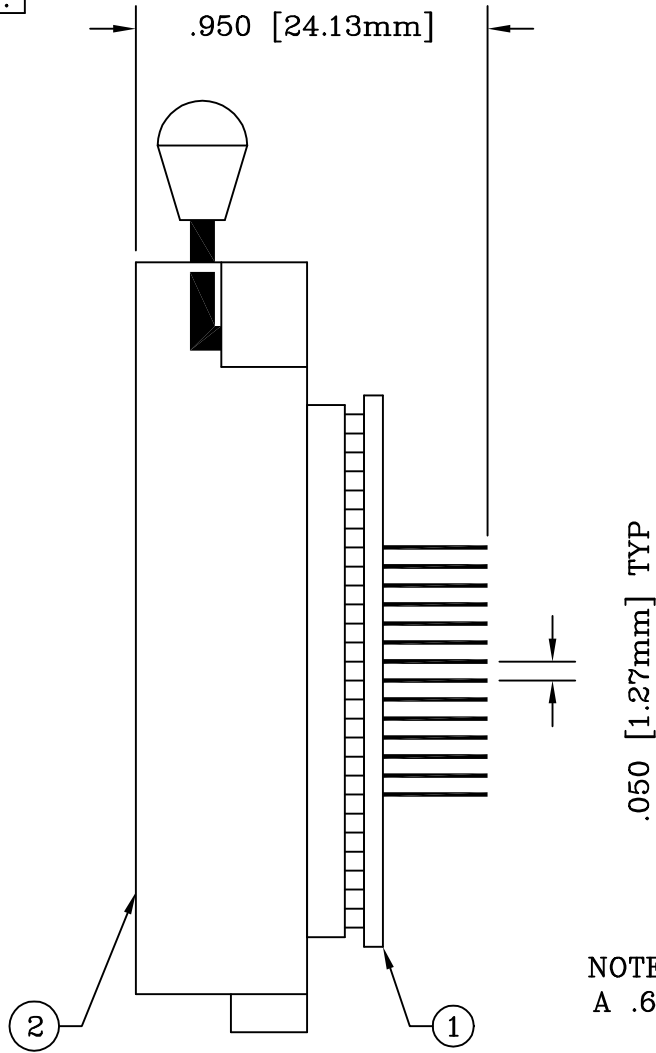
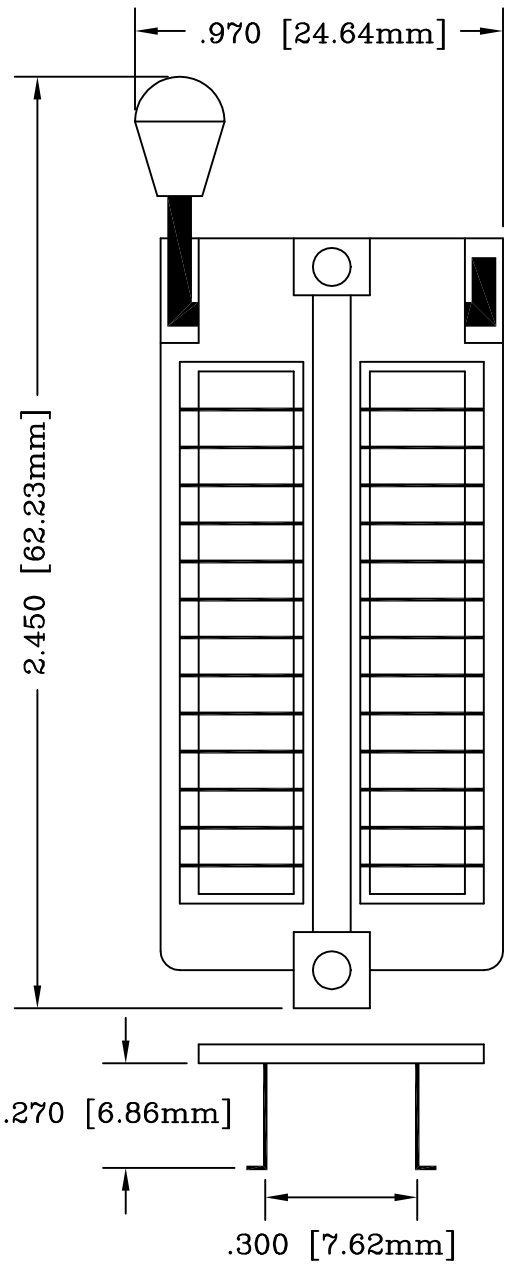



REV	DESCRIPTION	DATE	BY
A	NEW DRAWING	4/12/93	S.B.
B	UPDATED DWG & ADDED NOTE	04/05/02	H.N.

F1960
DOD 31960



NOTE: THIS PART ACCEPTS
A .600" OR .300" DIP PACKAGE.

ALL DIMENSIONS ARE IN INCHES UNLESS OTHERWISE SPECIFIED



Emulation Technology, Inc.
— VLSI and SMT ADAPTERS and ACCESSORIES —
2344 Walsh Avenue, Bldg.F Santa Clara, Ca 95051
TEL:(408)982-0660 FAX:(408)982-0664

NO.	ITEM	DESCRIPTION	QTY.
1	ASDIP.6028S0032	SUB ASSEMBLY	1
2	S-DIP-00-028-AZ	PLUG IN ON TOP OF #1	1

SHEET: 1 OF 1	DATE: 04/05/02	REVISION: B	ASSEMBLY DRAWING
CHECKED: Perry Munroe	DRAWN: Huy Nguyen	⊙ ◁	ITEM: ASDIP.6028S003Z
Scale 2:1	DO NOT SCALE DRAWING	DESCRIPTION: AS-DIP28.3/.6-SOIC.3S-GENERICZ	