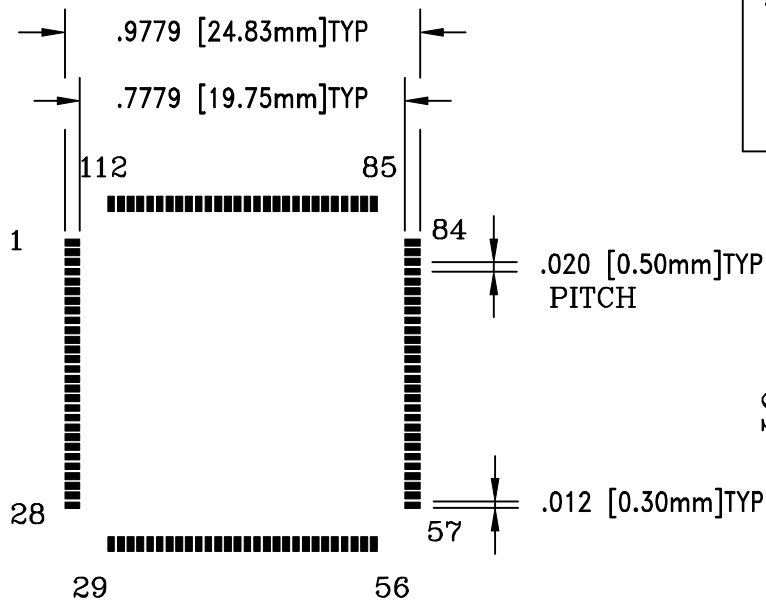
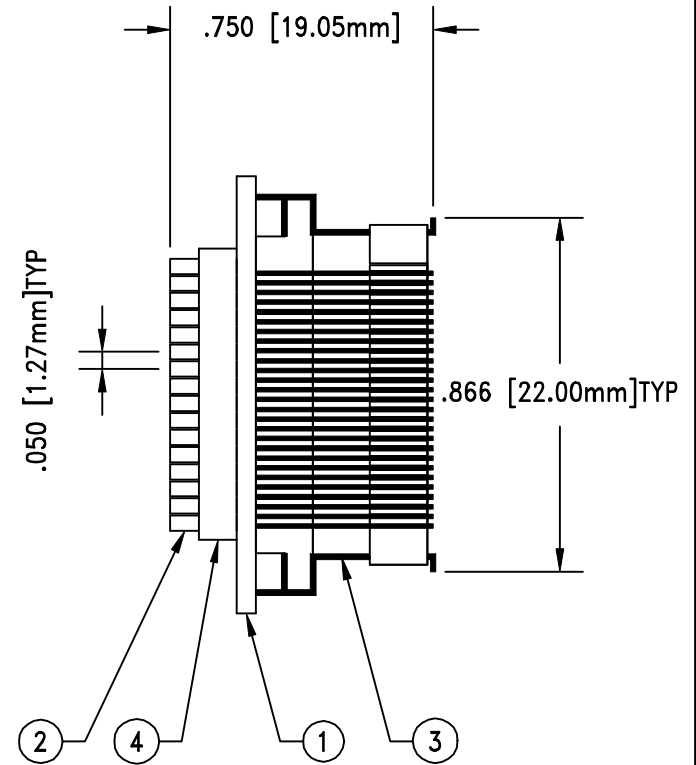
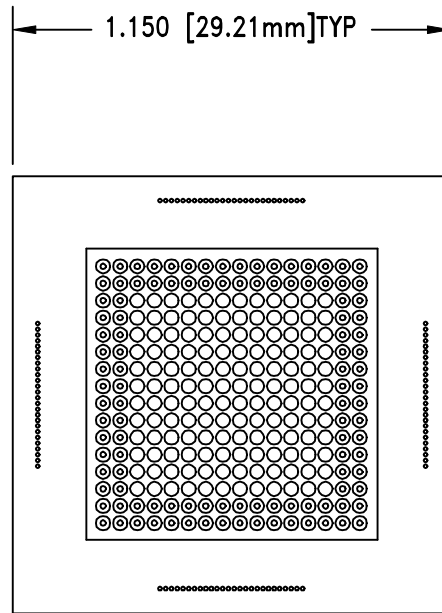


F5755

DOD 35755

1	112	110	108	106	104	102	100	98	96	94	92	90	88	86	85
2	3	111	109	107	105	103	101	99	97	95	93	91	89	87	84
4	5													83	82
6	7													81	80
8	9													79	78
10	11													77	76
12	13													75	74
14	15													73	72
16	17													71	70
18	19													69	68
20	21													67	66
22	23													65	64
24	25													63	62
26	27													61	60
28	31	33	35	37	39	41	43	45	47	49	51	53	55	59	58
29	30	32	34	36	38	40	42	44	46	48	50	52	54	56	57

PIN MAP



SCALE 2:1

ALL DIMENSIONS ARE IN INCHES UNLESS OTHERWISE SPECIFIED



**Emulation Technology, Inc.**  
— VLSI and SMT ADAPTERS and ACCESSORIES —

2344 Walsh Avenue, Bldg. F  
Santa Clara, Ca 95051

TEL:(408)982-0660  
FAX:(408)982-0664

NO.	ITEM	DESCRIPTION	QTY.
1	112-QF36-S-D	BASE BOARD	1
2	PINS2	MOUNT ON TOP OF #1	112
3	QF36-SPACER-AD	MOUNT ON REAR OF #1	1
4	SPACER-2BG016	USE WITH #2	1

SHEET: 1 OF 1	DATE: 11/7/00	REVISION:	<b>ASSEMBLY DRAWING</b>
CHECKED: PAULA OLSON	DRAWN: Aaron Fine	ITEM: EPP112QF36DSM	
DO NOT SCALE DRAWING			DESCRIPTION: EPP-112-QF36D-SM