
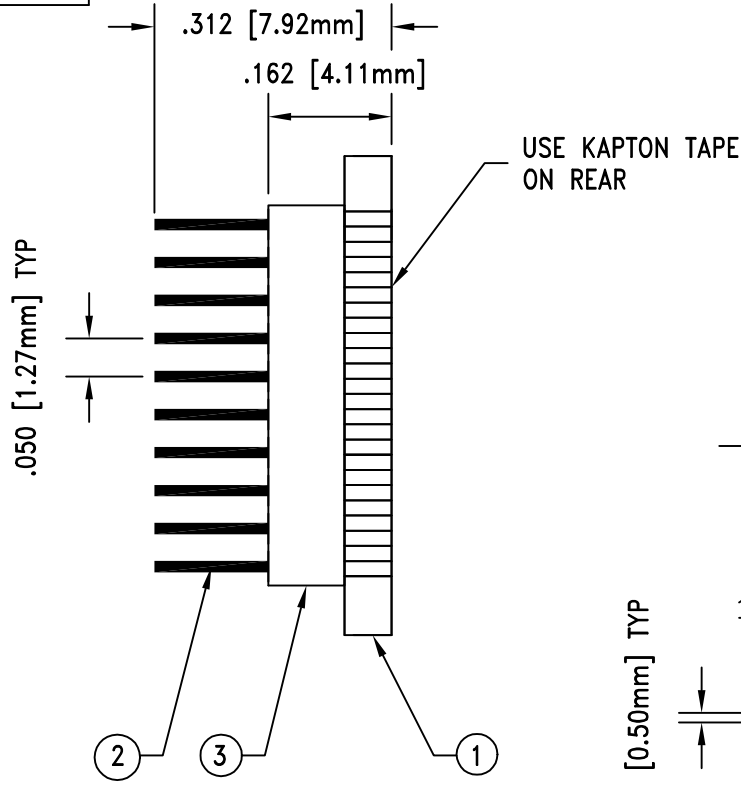
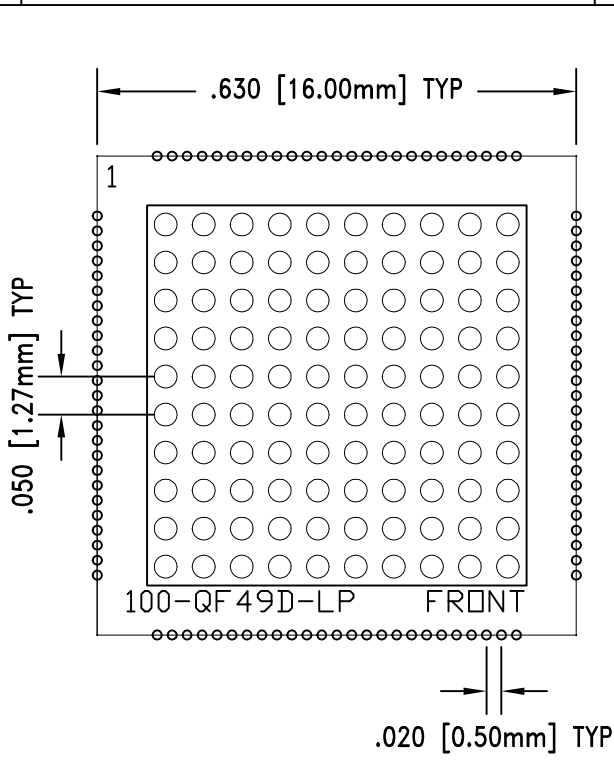


REV	DESCRIPTION	DATE	BY
A	NEW DRAWING	11/6/00	A.F.
B	CHANGED BOM	10/30/01	H.N.
C	UPDATED DWG & PAD LAYOUT	09/30/02	H.N.

F2934
DOD 32934



PIN MAP

1	100	98	95	92	90	85	81	78	76
3	2	99	96	91	89	84	80	77	75
6	5	4	97	93	88	83	79	74	73
10	9	8	7	94	87	82	72	71	70
15	14	13	12	11	86	69	68	66	67
17	16	18	19	36	61	62	63	64	65
20	21	22	32	37	44	57	58	59	60
23	24	29	33	38	43	47	54	55	56
25	27	30	34	39	41	46	49	52	53
26	28	31	35	40	42	45	48	50	51

MINIMUM PAD LAYOUT

ALL DIMENSIONS ARE IN INCHES UNLESS OTHERWISE SPECIFIED

Emulation Technology, Inc.
— VLSI and SMT ADAPTERS and ACCESSORIES —

2344 Walsh Avenue, Bldg.F Santa Clara, Ca 95051
TEL:(408)982-0660 FAX:(408)982-0664

SHEET: 1 OF 1	DATE: 09/30/02	REVISION: C	ASSEMBLY DRAWING
CHECKED: Perry Munroe	DRAWN: Huy Nguyen	ITEM: EPP100Q49DSMLPM	
Scale 1:4	DO NOT SCALE DRAWING	DESCRIPTION: EPP-100-QF49D-SMLP-M	

NO.	ITEM	DESCRIPTION	QTY.
1	100-QF49D-LP	BASE BOARD	1
2	T01-150M150S1RG	MOUNT ON FRONT OF #1	100
3	10X10-M-HOLDER	USE WITH #2	1