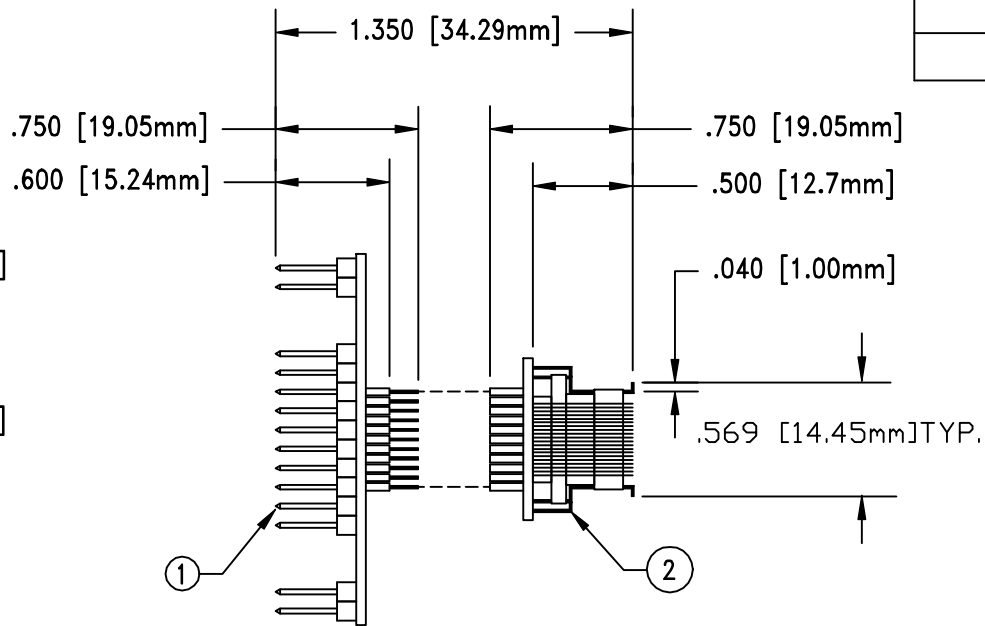
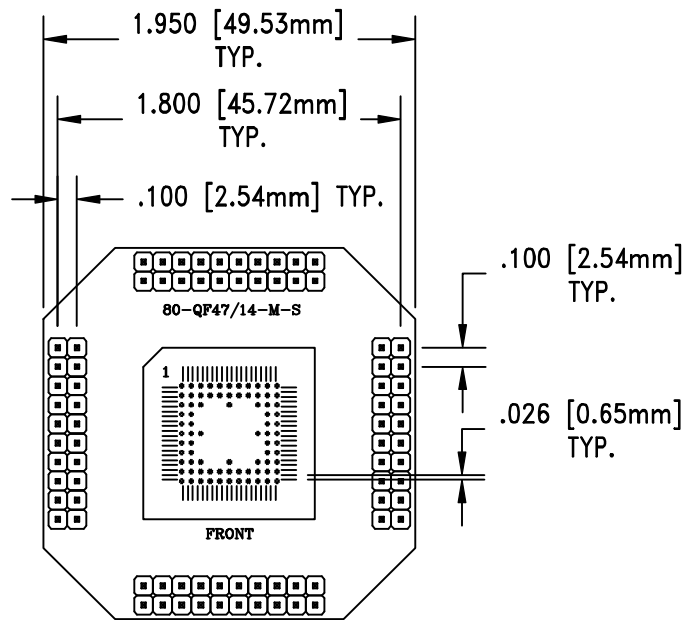
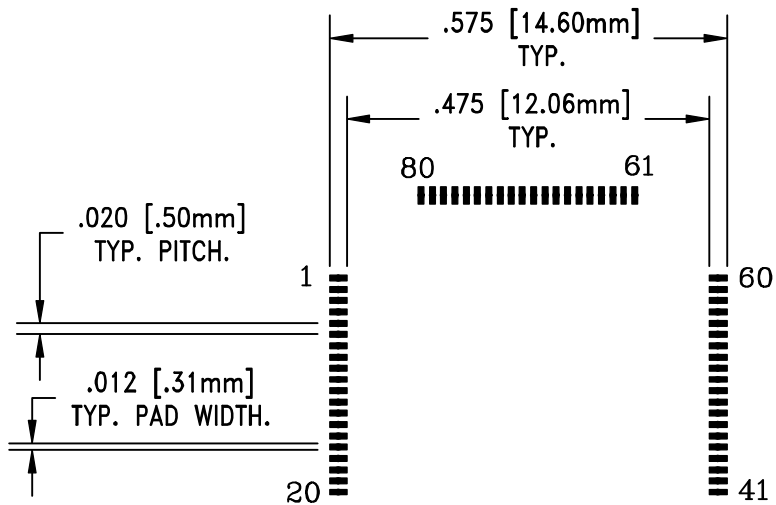


F1932
DOD 31932



1	80	78	76	74	72	69	67	65	63	61		
3	2	79	77	75	73	70	68	66	62	60		
5	6	4		71		64	59	58				
7	8							57	56			
9	10								55	54		
12	13	11							51	53	52	
14	15									50	49	
16	17										48	47
18	19	24				31				44	46	45
20	22	26	28	30	33	35	37	39	42	43		
21	23	25	27	29	32	34	36	38	40	41		



**RECOMMENDED
MINIMUM PAD LAYOUT**



ALL DIMENSIONS ARE IN INCHES UNLESS OTHERWISE SPECIFIED

Emulation Technology, Inc.
— VLSI and SMT ADAPTERS and ACCESSORIES —
2344 Walsh Avenue, Bldg. F Santa Clara, Ca 95051
TEL:(408)982-0660 FAX:(408)982-0664

NO.	ITEM	DESCRIPTION	QTY.
1	MX-080-QF47-W	TOP SUB ASSEMBLY	1
2	EPP080QF47SM	BOTTOM SUB ASSEMBLY	1

SHEET: 1 OF 1	DATE: 10-31-00	REVISION:	ASSEMBLY DRAWING
CHECKED: Paula Olson	DRAWN: Miguel Delgadillo	ITEM: EPP080QF47W	DESCRIPTION: EPP-080-QF47-W
DO NOT SCALE DRAWING			