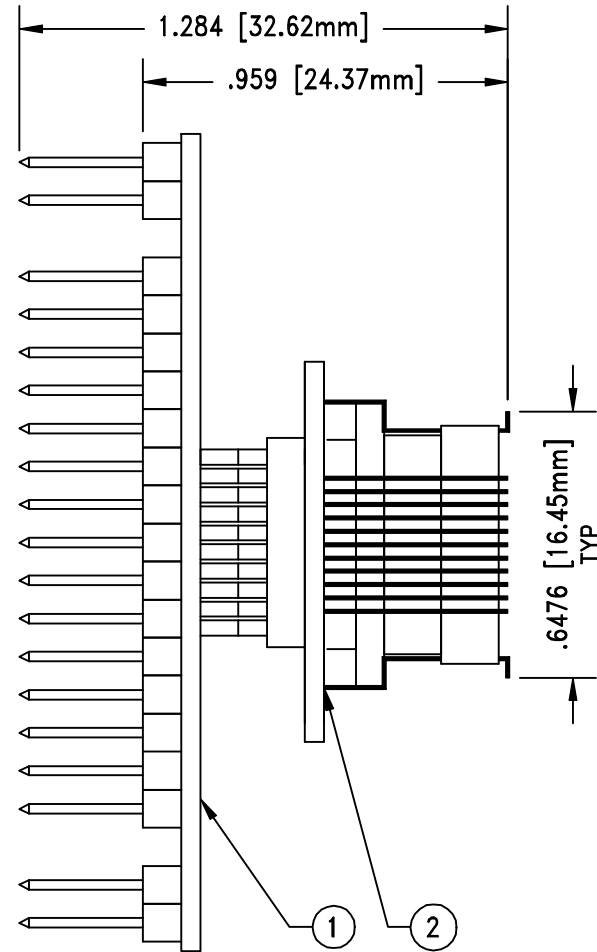
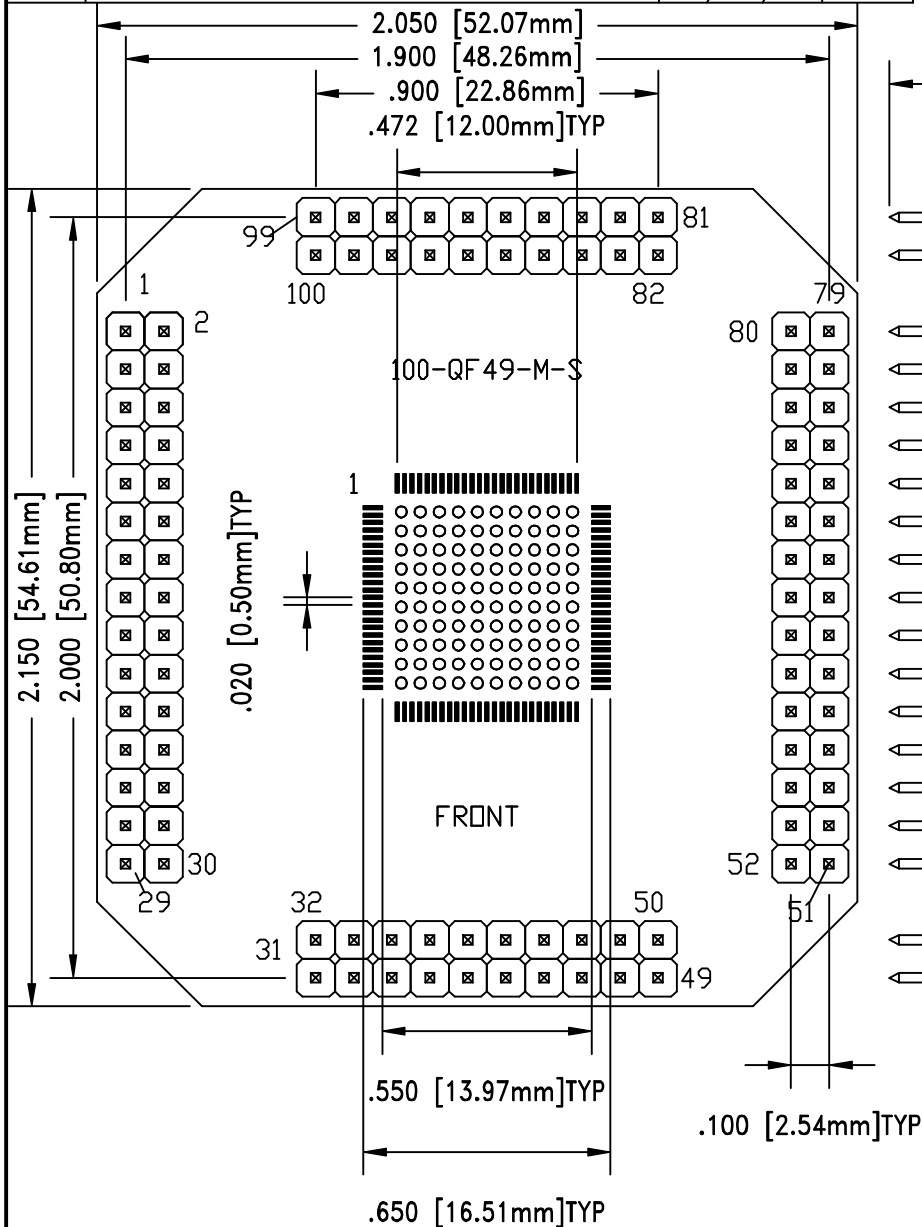


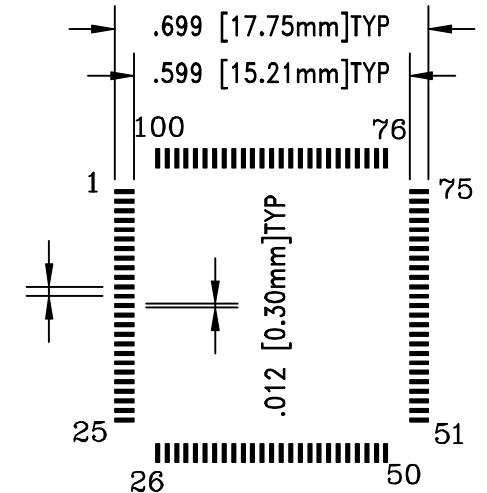
REV	DESCRIPTION	DATE	BY
A	NEW DRAWING	9/1/99	J.G.
B	UPDATED PAD LAYOUT	6/21/01	A.F.
C	UPDATED DIMENSIONS	08/20/01	H.N.

F1880
DOD 31880

SCALE 2:1



RECOMMENDED
MINIMUM PAD LAYOUT



ALL DIMENSIONS ARE IN INCHES UNLESS OTHERWISE SPECIFIED



Emulation Technology, Inc.

— VLSI and SMT ADAPTERS and ACCESSORIES —

2344 Walsh Avenue, Bldg. F
Santa Clara, Ca 95051

TEL:(408)982-0660
FAX:(408)982-0664

NO.	ITEM	DESCRIPTION	QTY.
1	MX-100-QF49-W	TOP SUB ASSEMBLY	1
2	EPP100QF49SM	BOTTOM SUB ASSEMBLY	1

SHEET: 1 OF 1	DATE: 08/20/01	REVISION: C	ASSEMBLY DRAWING
CHECKED: PERRY MUNROE	DRAWN: JAMES GOUVEIA	ITEM: EPP100QF49W	
DO NOT SCALE DRAWING		DESCRIPTION: EPP-100-QF49-W	