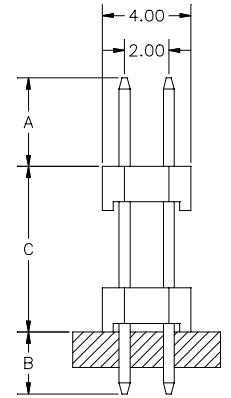
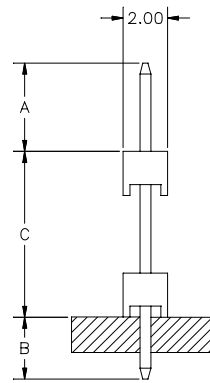
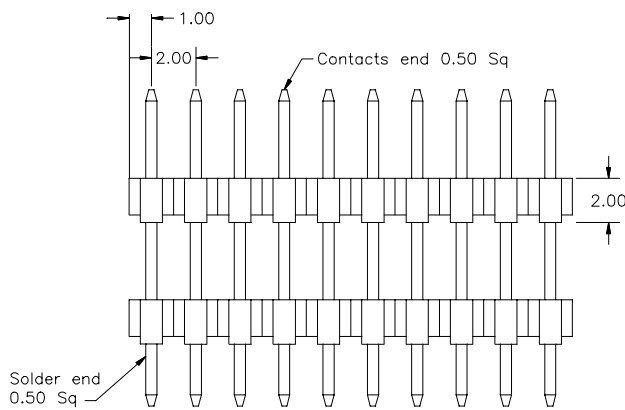
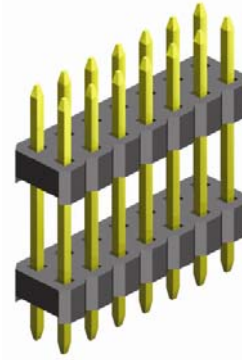
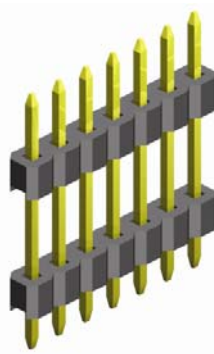
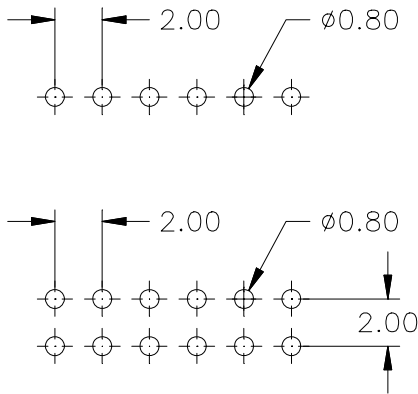


2.00mm pitch Board Spacer

- THT - single & dual row



PCB Layout



SPECIFICATIONS

Current rating	1 A
Insulator resistance	5000 MΩ min.
Contact resistance	20 mΩ max.
Dielectric withstanding	500 V AC
Operating temperature	-40°C to +105°C
Contact material	Copper alloy <i>(RoHS compliant)</i>
Insulator material	UL 94 V-0 (see below) <i>(RoHS compliant)</i>

PIN TYPES (DIM mm)

PIN code	DIM "A"	DIM "B"	DIM "C"
143 / 01	4.00	2.80	7.50
143 / 02	6.80	2.80	4.70
143 / 03	2.40	3.90	8.00
104 / 01	2.70	2.70	5.00
136 / 02	5.30	3.20	5.10
117 / 01	2.80	2.80	6.10
150 / 01	4.00	2.50	8.50
163 / 01	4.00	2.80	9.50
170 / 01	3.00	3.00	11.00
180 / 02	3.00	3.00	12.00
180 / 03	5.00	3.00	10.00
210 / 01	6.00	3.00	12.00
220 / 01	4.00	2.80	15.25
225 / 01	2.50	2.50	17.50
270 / 02	4.00	3.00	20.00

Other pin types available on request up to total Pin length of 40.00mm

How to order

SP x - xxx - X 143/01 - 55 /2

Rows	Nbr of contacts	Insulator	Pin code	Plating
single row = 1	002 to 040	S = P.B.T. N = Nylon <small>Nylon processing temp.: +250°C +/-5°C for 5 sec.</small>	143/01 = standard dimension and others see above table	55 = gold others on request
dual row = 2	004 to 080			